

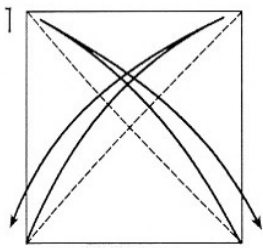

やませみ

山翡翠

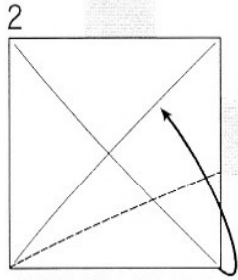
Crested Kingfisher

model:2013/4/23

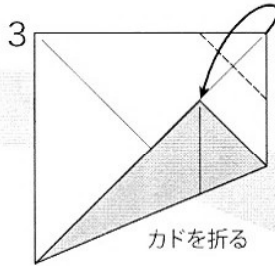
森末 圭 /Morisue Kei



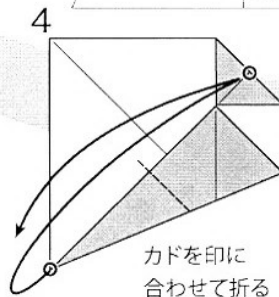
対角線に折り筋をつける



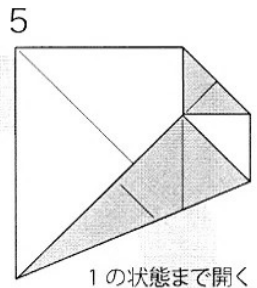
カドを折り筋に合わせる



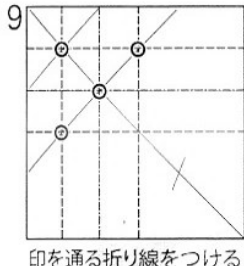
カドを折る



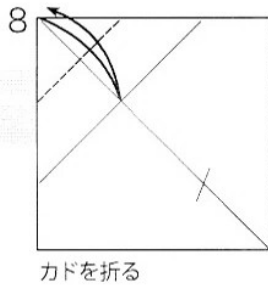
カドを印に
合わせて折る



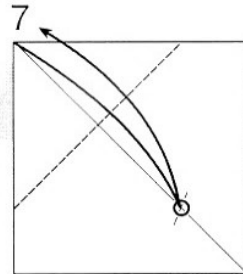
1の状態まで開く



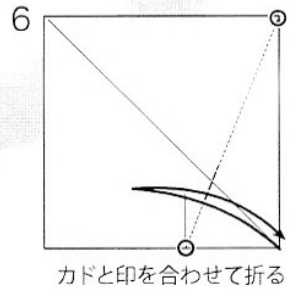
印を通る折り線をつける



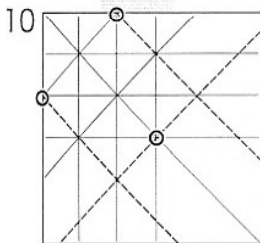
カドを折る



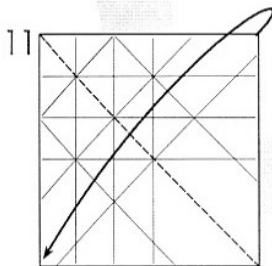
カドと印を合わせて折る



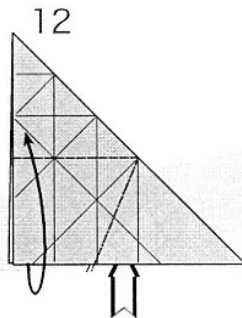
カドと印を合わせて折る



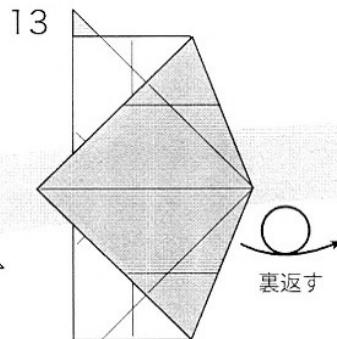
印を通る折り線をつける



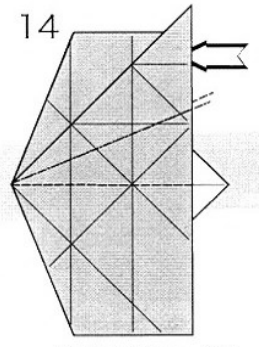
半分に折る



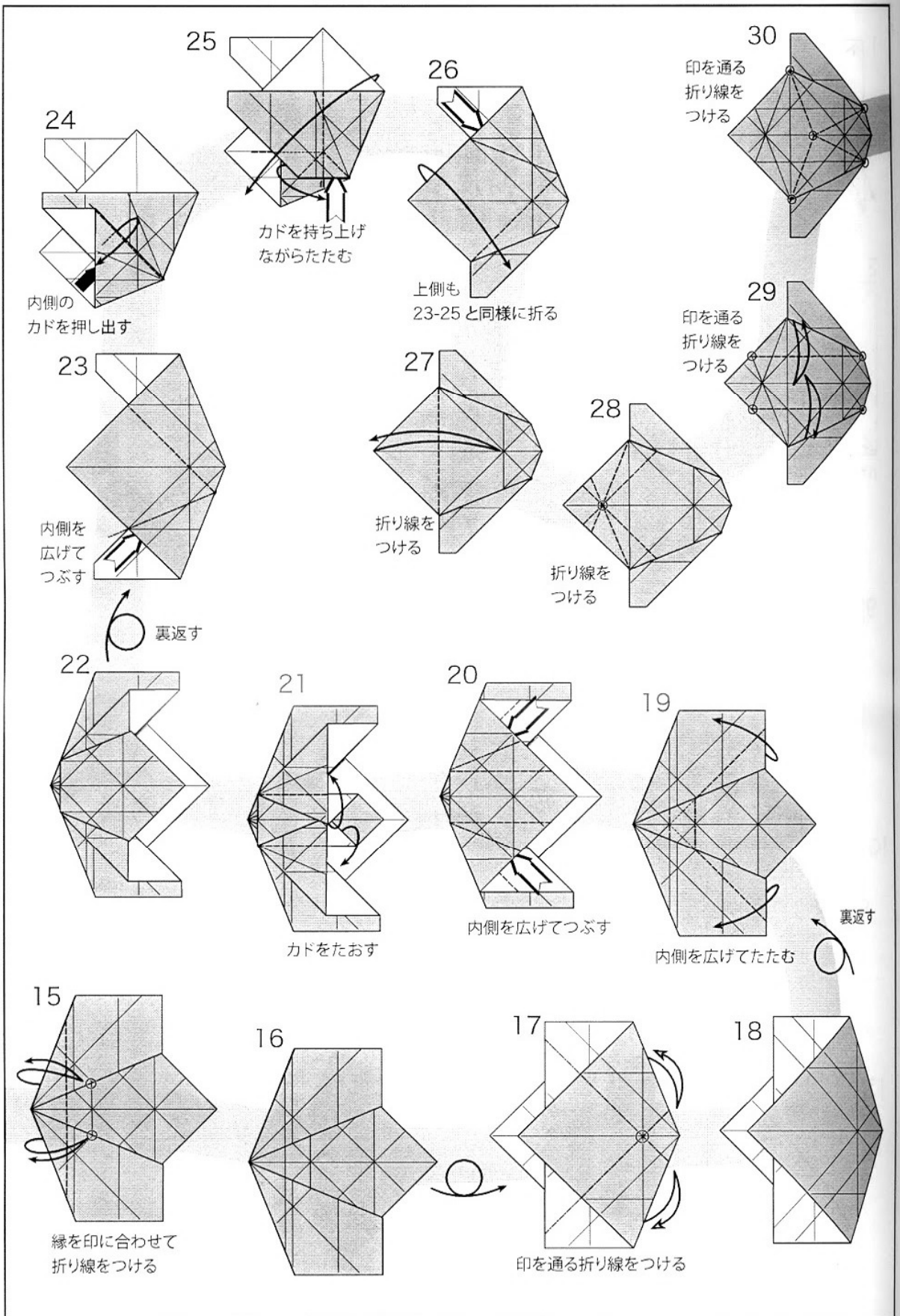
開いてつぶす

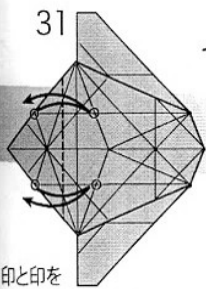


裏返す

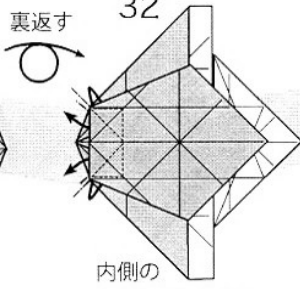


内側を広げてつぶす



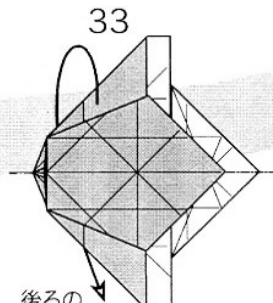


31
印と印を
合わせて折り線をつける

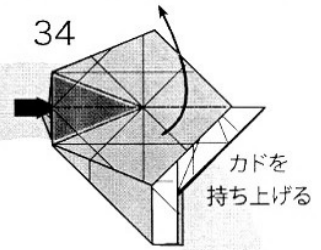


裏返す

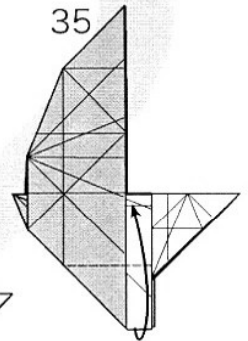
32
内側の
カドを中割り折り



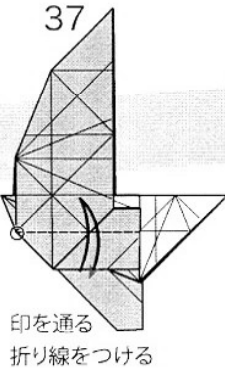
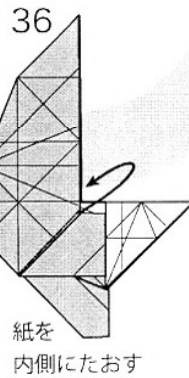
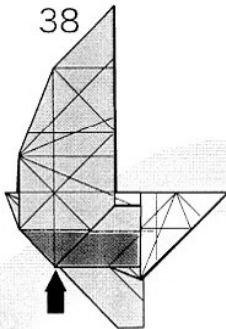
33
後ろの
カドをたおす



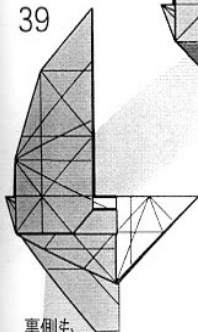
34
カドを
持ち上げる



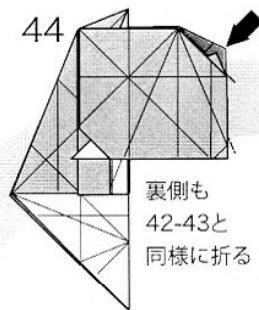
35
ついてる線
を使って折る



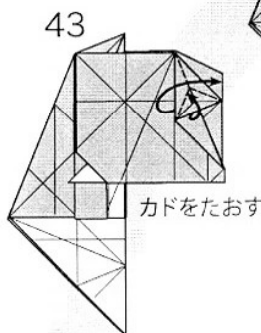
38
沈め折り
(open-sink)



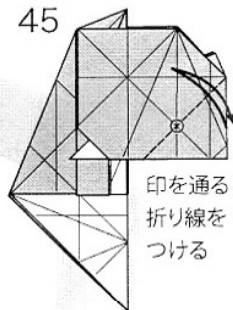
39
裏側も
35-38と同様に折る



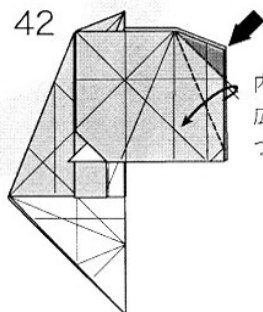
40
印を通る
折り線をつける



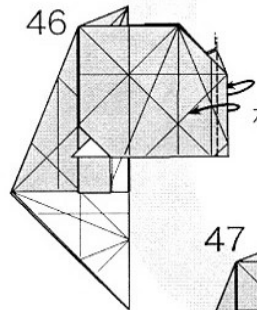
41
カドをたおす



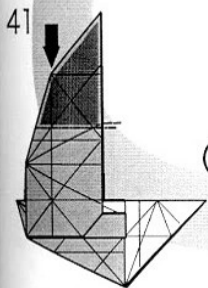
42
内側を
広げて
つぶす



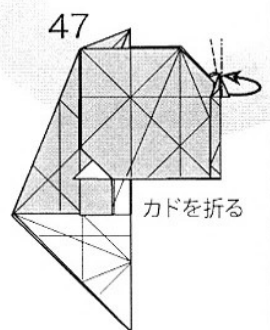
43
カドを折る



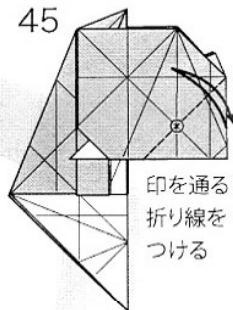
44
カドを折る



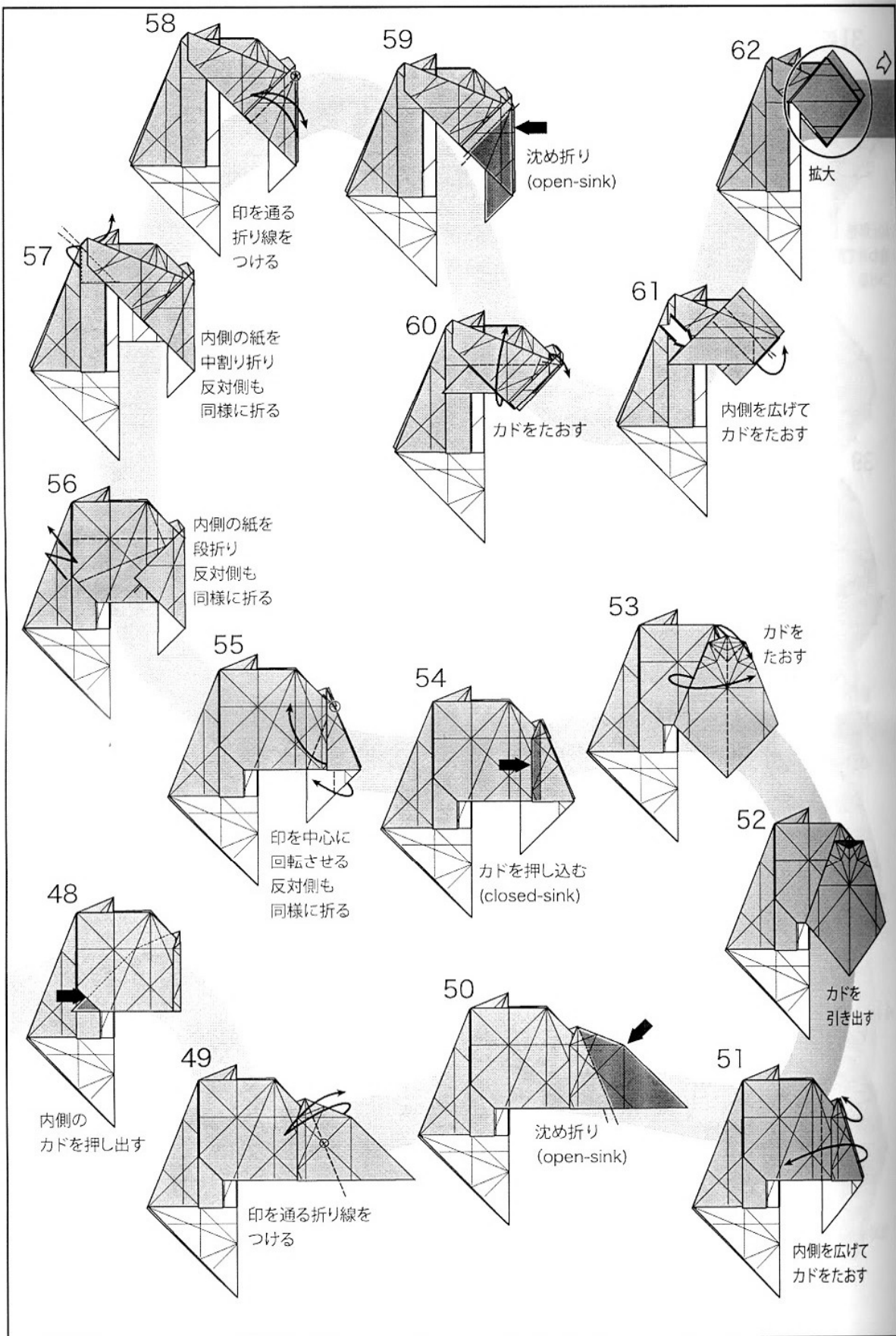
45
沈め折り (open-sink)




46
裏側も
42-43と
同様に折る



47
印を通る
折り線をつける

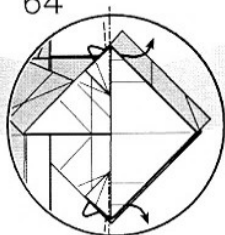


63



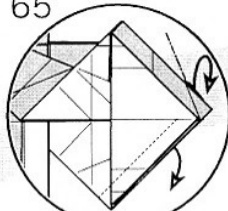
カドを折る

64



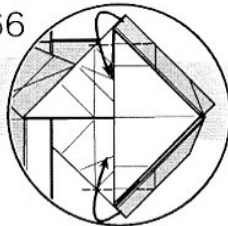
中割り折り

65



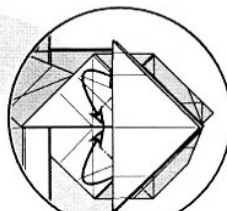
後ろ側のカドを
引き出す

66



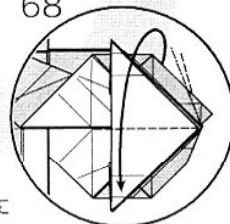
カドを折る

67



内側の紙を折る

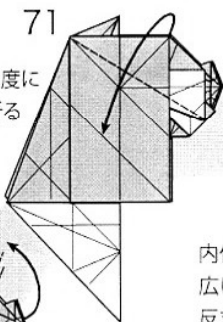
68



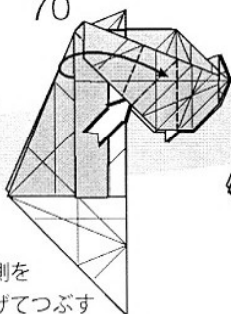
半分に折る

71

めくる程度に
カドを折る

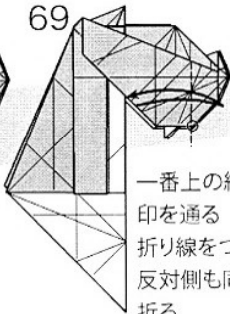


70



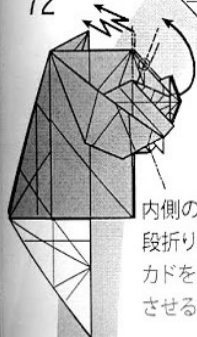
内側を
広げてつぶす
反対側も同様に折る

69



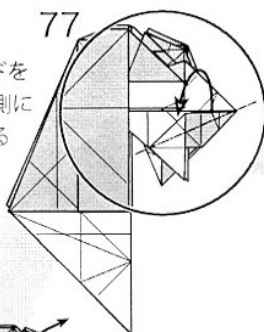
一番上の紙に
印を通る
折り線をつける
反対側も同様に
折る

72



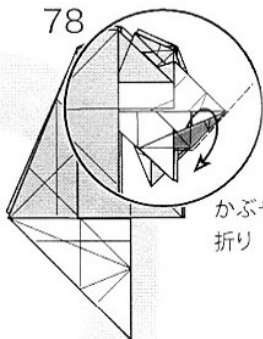
内側の紙を
段折りして
カドを回転
させる

77



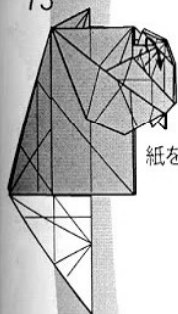
カドを
内側に
折る

78



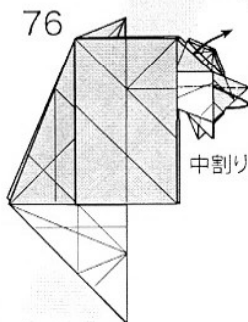
かぶせ
折り

73



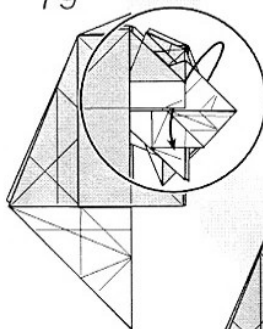
紙をめくる

76



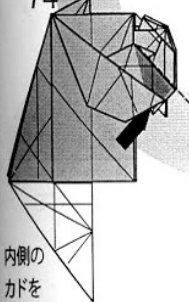
中割り折り

79



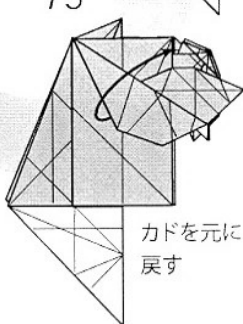
中割り折りを
元に戻す

74



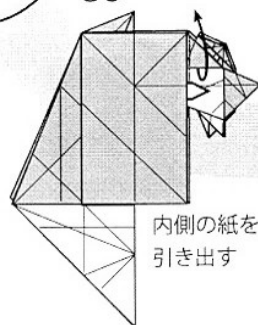
内側の
カドを
押し出す (open-sink)

75

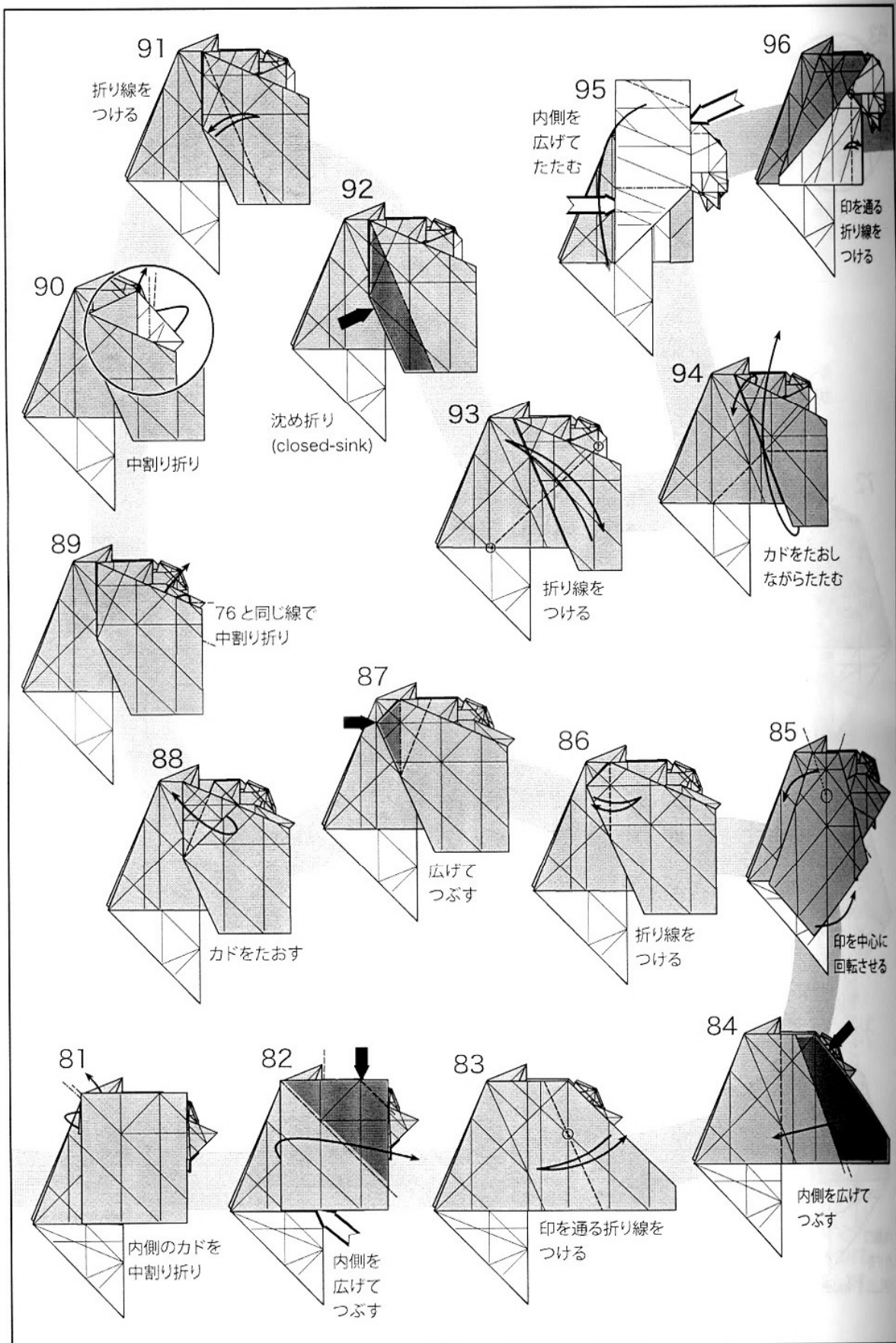


カドを元
に戻す

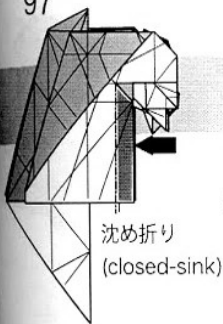
80



内側の紙を
引き出す

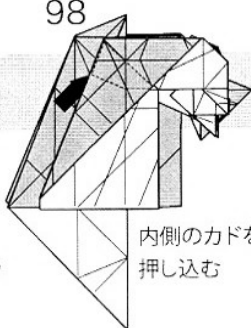


97



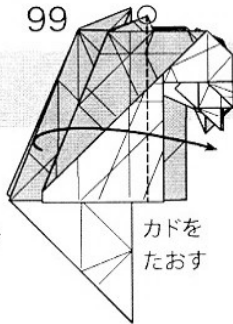
沈め折り
(closed-sink)

98



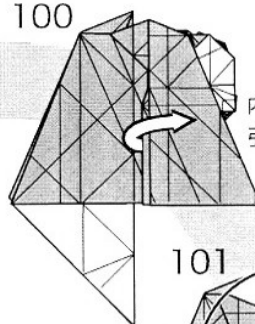
内側のカドを
押し込む

99



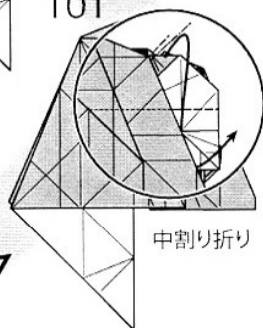
カドを
たおす

100



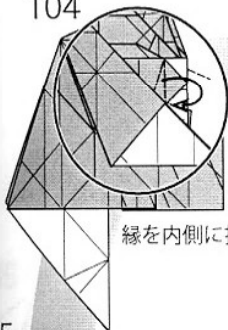
内側のカドを
引き出す

101



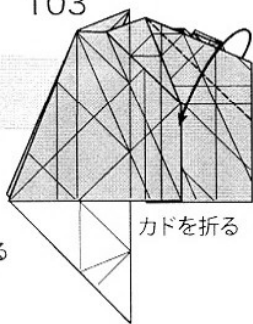
中割り折り

104



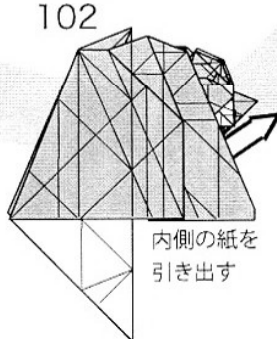
縁を内側に折る

103



カドを折る

102



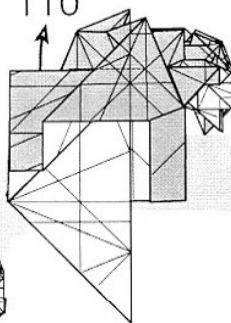
内側の紙を
引き出す

105



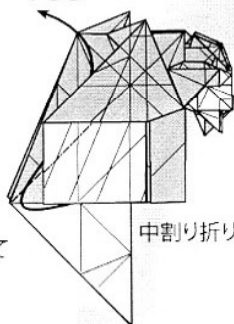
内側の紙を
めくる

110



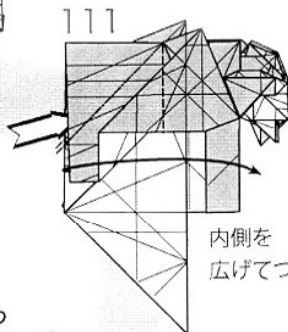
後ろ側の
カドをた
おす

109



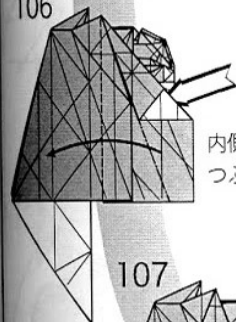
中割り折り

111



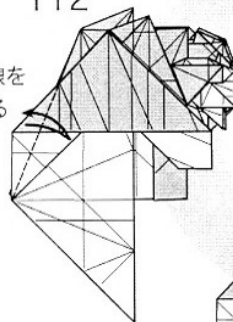
内側を
広げてつぶす

106



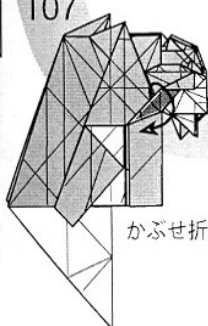
内側を広げて
つぶす

112



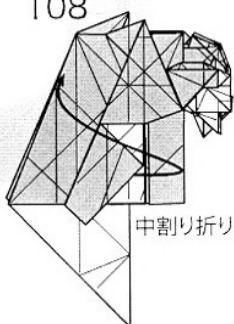
折り線
をつける

107



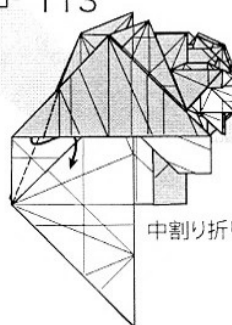
かぶせ折り

108



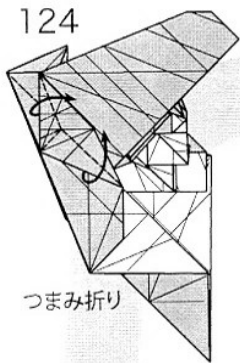
中割り折り

113



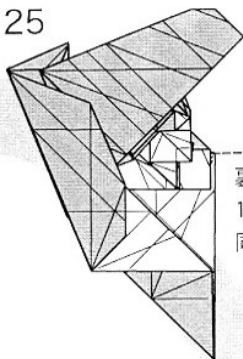
中割り折り

124



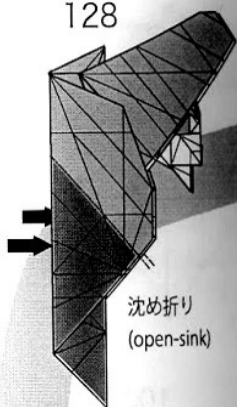
つまみ折り

125



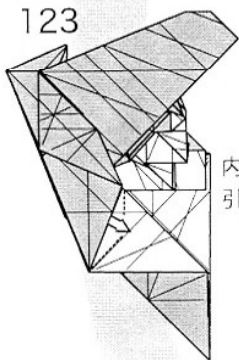
裏側も
119-124と
同様に折る

128



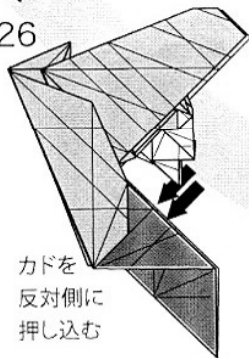
沈め折り
(open-sink)

123



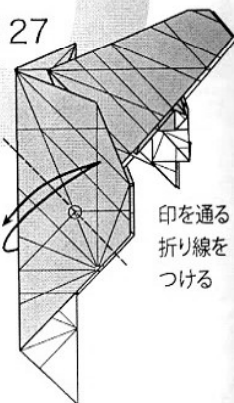
内側の紙を
引き出す

126



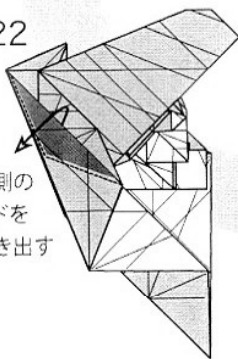
カドを
反対側に
押し込む

127



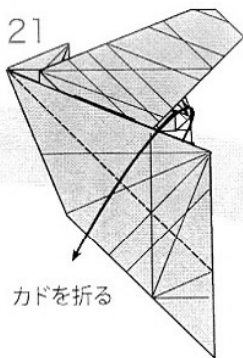
印を通る
折り線をつける

122



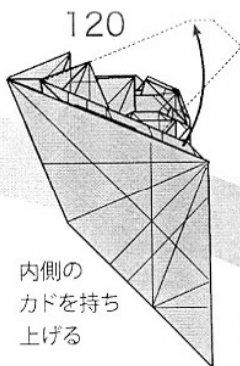
内側の
カドを
引き出す

121



カドを折る

120



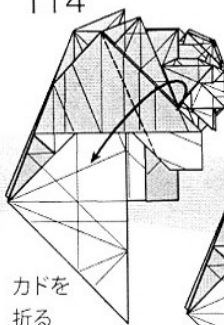
内側の
カドを持ち
上げる

119



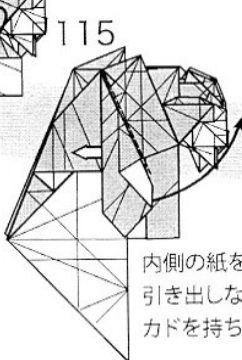
内側の
紙を引き
寄せて段降り

114



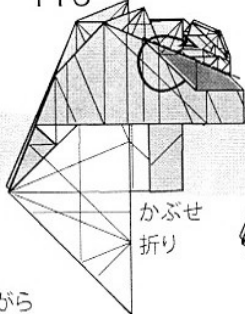
カドを
折る

115



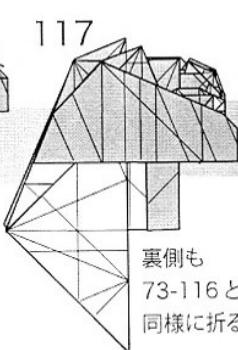
内側の紙を
引き出しながら
カドを持ち上げる

116



かぶせ
折り

117

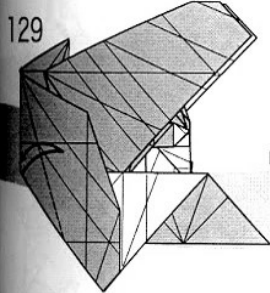


裏側も
73-116と
同様に折る

118

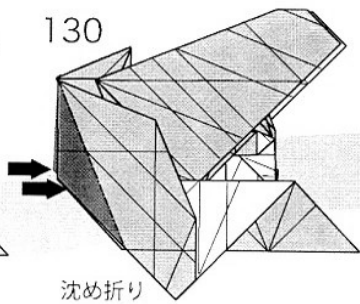


かぶせ折り



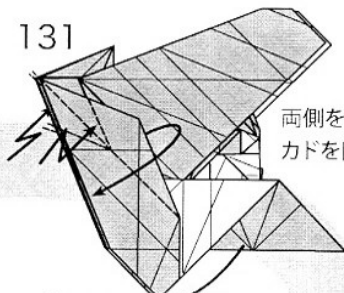
129

折り線をつける



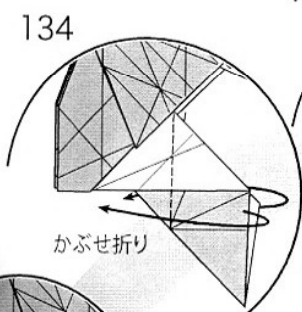
130

沈め折り
(open-sink)



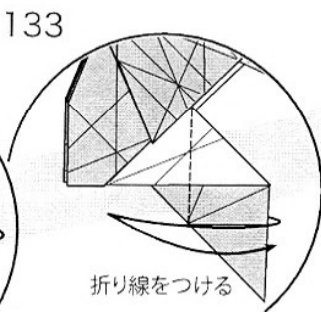
131

両側を段折りして
カドを回転させる



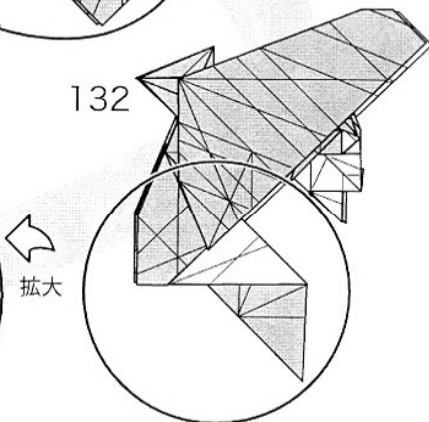
134

かぶせ折り



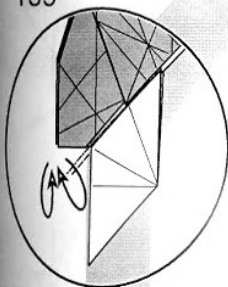
133

折り線をつける



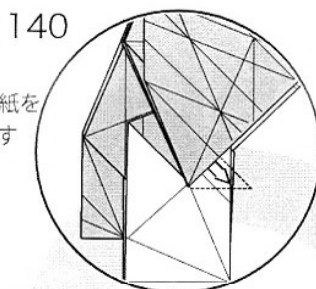
132

拡大



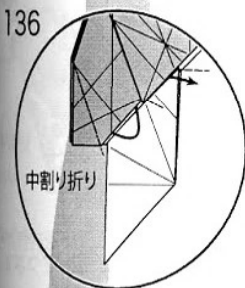
135

内側の
紙を折る



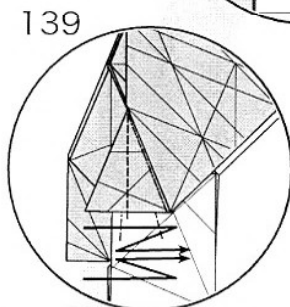
140

内側の紙を
引き出す



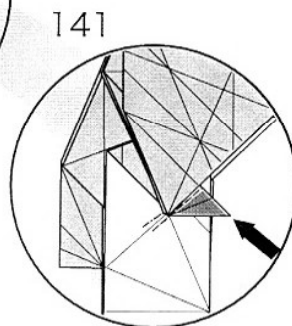
136

中割り折り



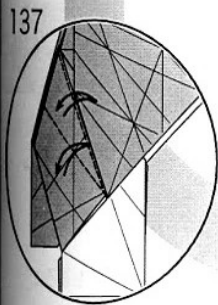
139

段中割り折り



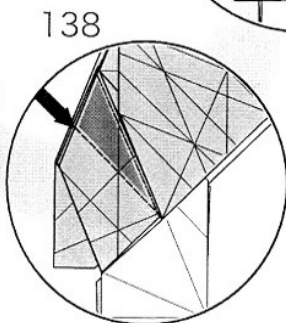
141

沈め折り (open-sink)



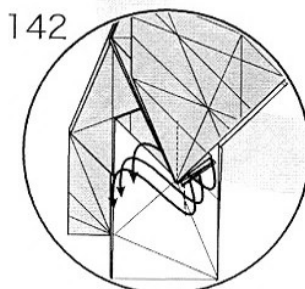
137

折り線をつける



138

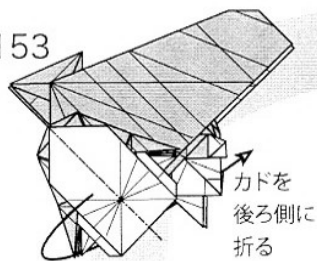
沈め段折り
(closed-sink)



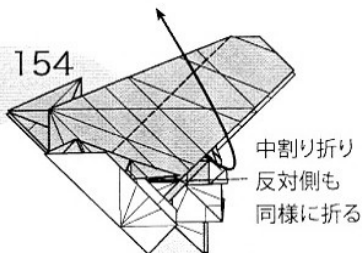
142

中割り折り


153



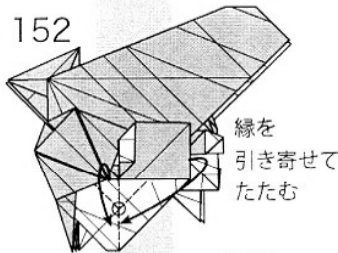
154



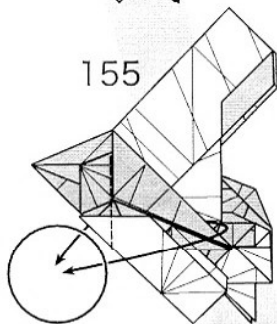
159



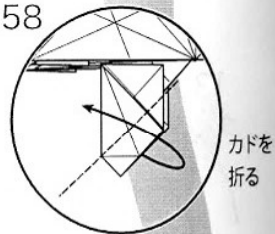
152



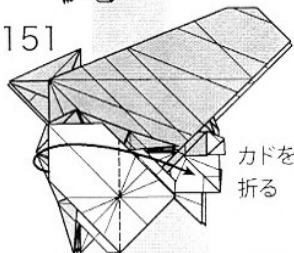
155



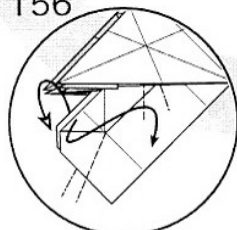
158



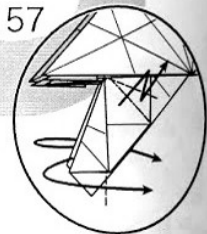
151



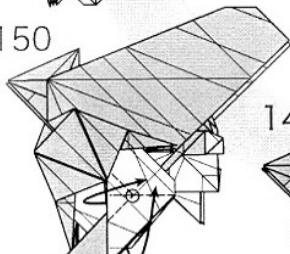
156



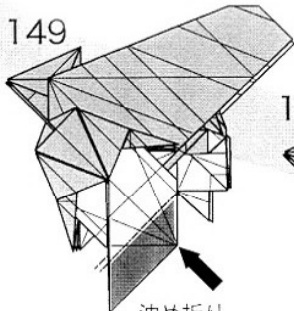
157



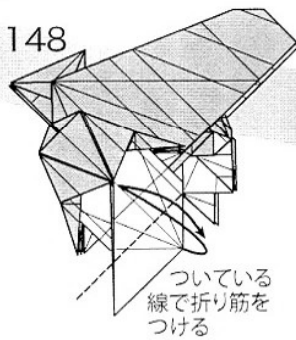
150



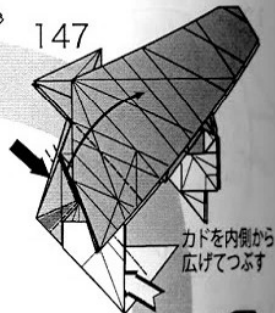
149



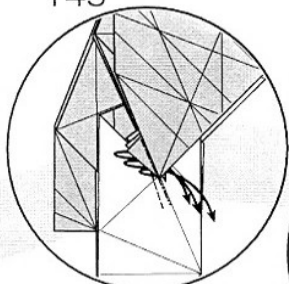
148



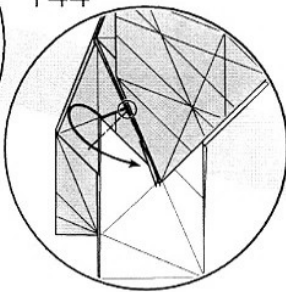
147



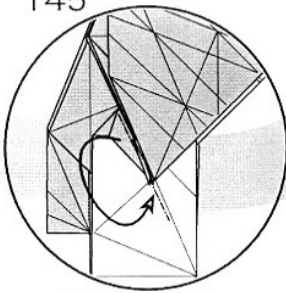
143



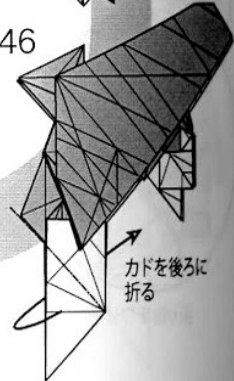
144

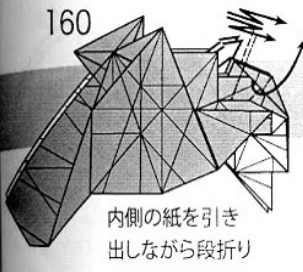


145



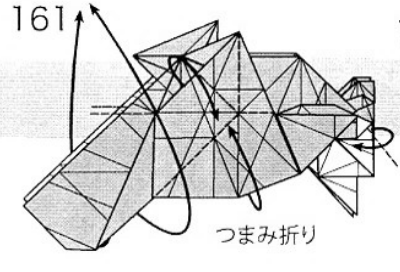
146





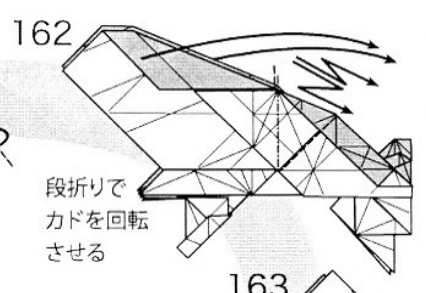
160

内側の紙を引き出しながら段折り



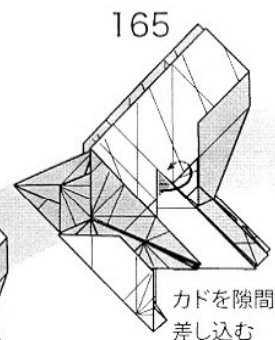
161

つまみ折り



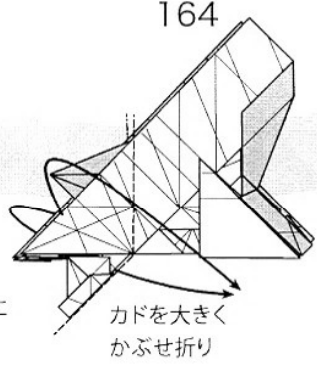
162

段折りでカドを回転させる



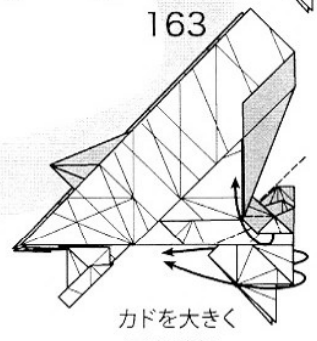
165

カドを隙間に差し込む



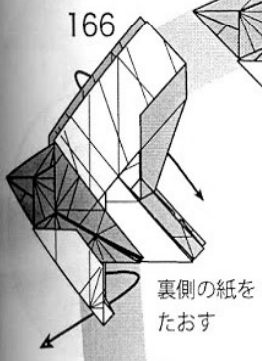
164

カドを大きくかぶせ折り



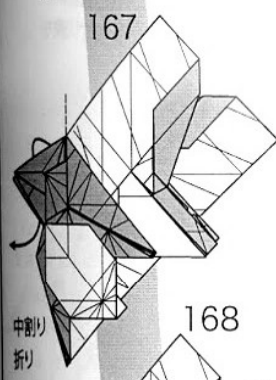
163

カドを大きくかぶせ折り



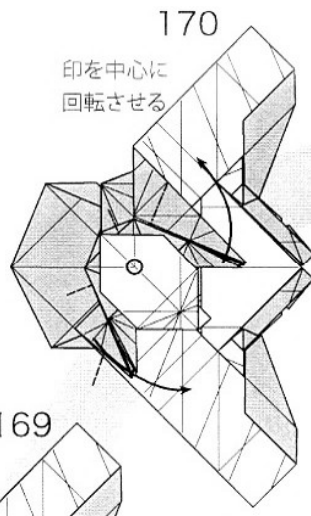
166

裏側の紙をたおす



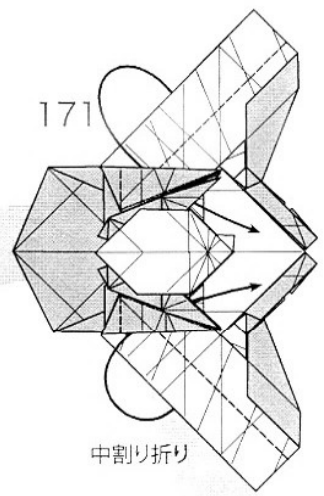
167

中割り折り



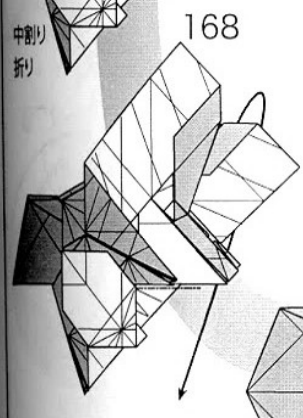
170

印を中心に回転させる



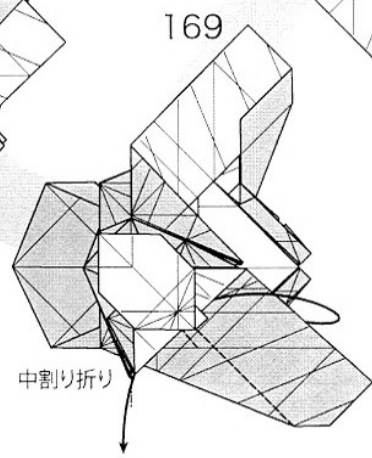
171

中割り折り



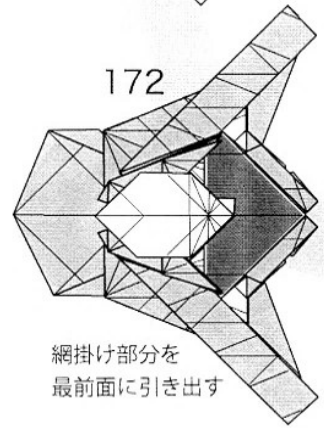
168

裏側の紙をたおす



169

中割り折り



172

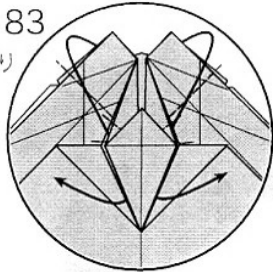
網掛け部分を最前面に引き出す

内側からつぶす

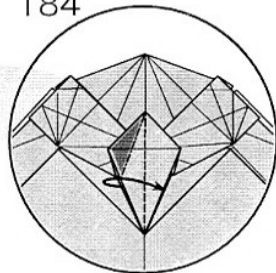
るに

183

中割り
折り



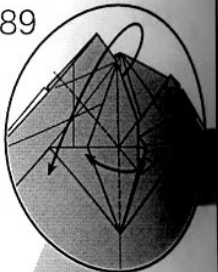
184



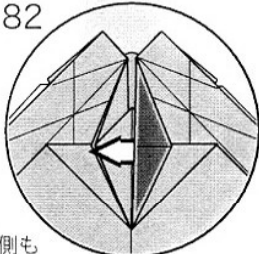
広げてつぶす

189

カドを
たおす

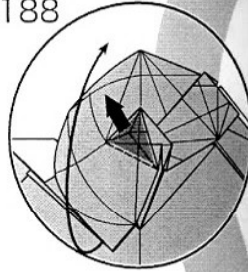


182



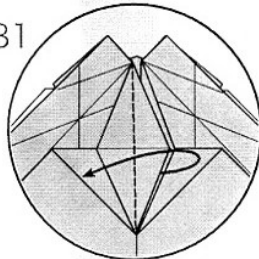
右側も
180,181と同様に折る

188



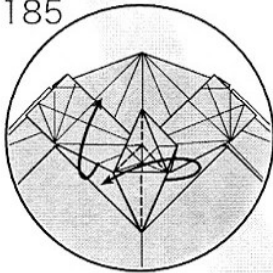
一番上の紙を
押し出して
たたむ

181



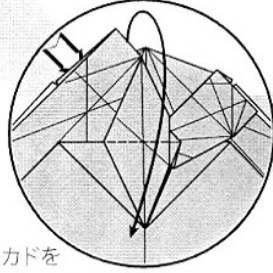
カドを
たおす

185



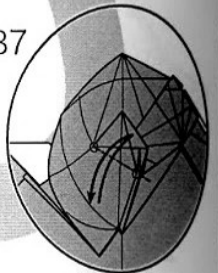
カドをたおす

186



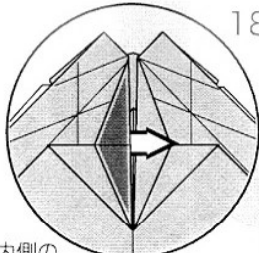
カドを
倒して内側を見る

187



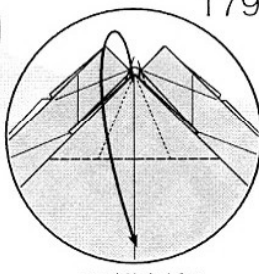
印を通る折り線
つける

180



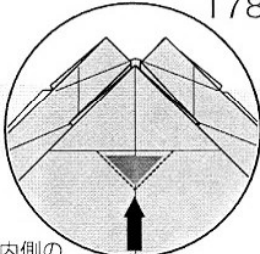
内側の
カドを引き出す

179



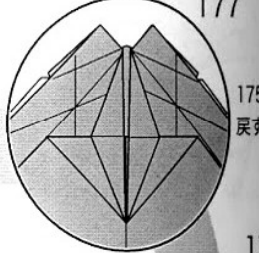
再び花卉折り

178



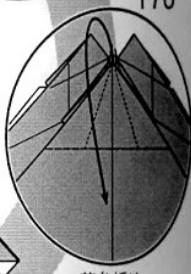
内側の
カドを沈め折り
筋はついていないので注意

177



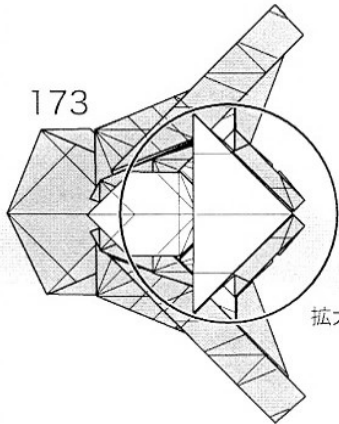
175まで
戻す

176

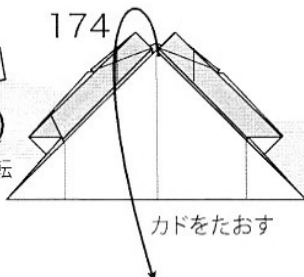


花卉折り

173

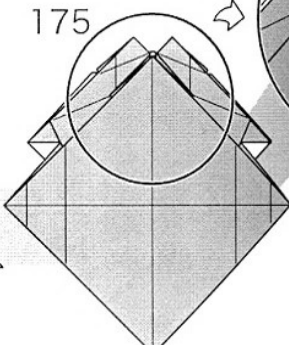


174



カドをたおす

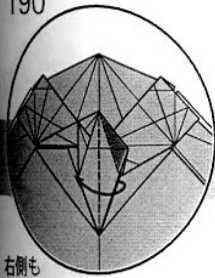
175



拡大
↙

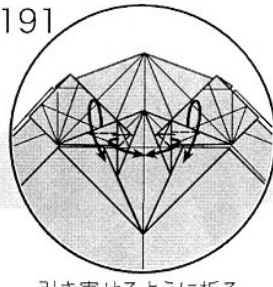
拡大・回転

190



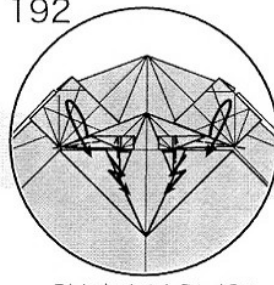
右側も
184-189と同様に折る

191



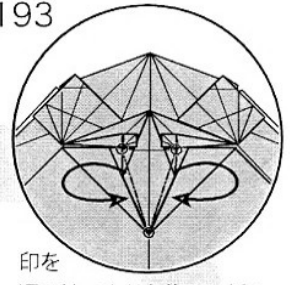
引き寄せるように折る

192



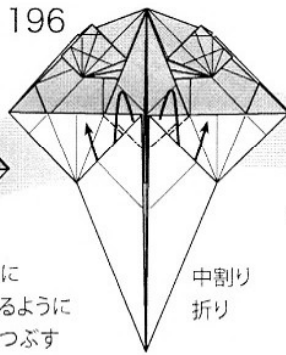
引き寄せるように折る

193



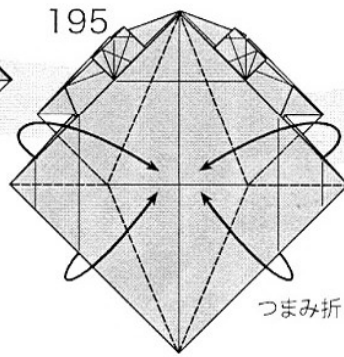
印を
通る線でカドを後ろに折る

196



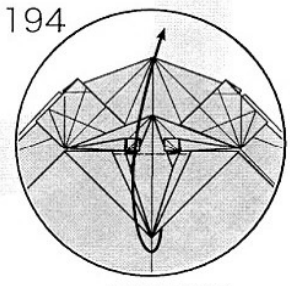
中割り
折り

195



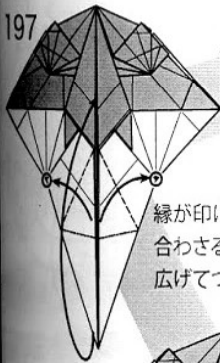
つまみ折り

194



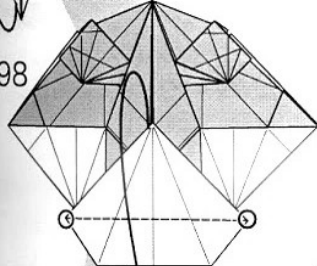
カドをたおす
拡大は終了

197



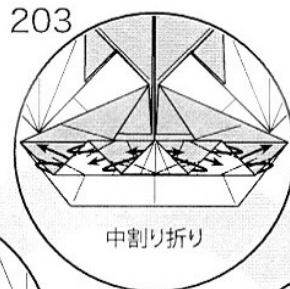
縁が印に
合わさるように
広げてつぶす

198



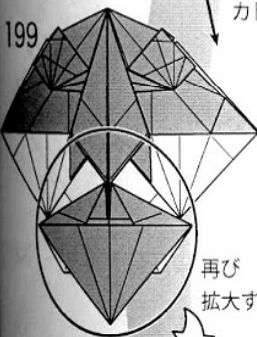
カドをたおす

203



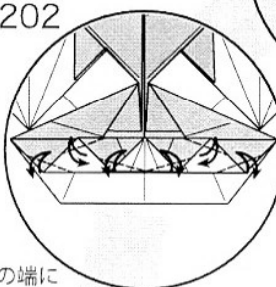
中割り折り

199



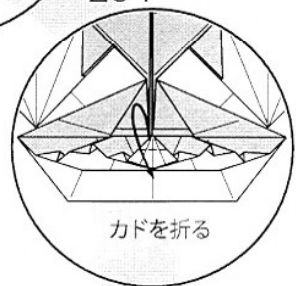
再び
拡大する

202



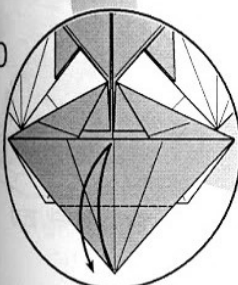
カドの端に
小さく折り筋をつける

204



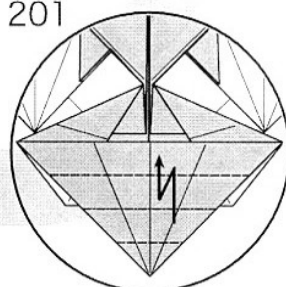
カドを折る

200



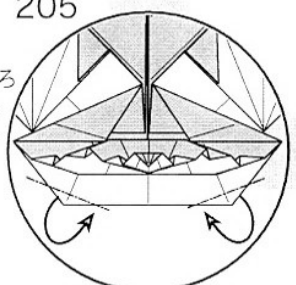
半分に折り線をつける

201



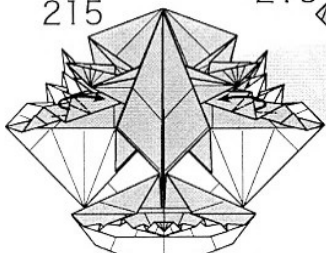
半分の幅で段折り

205



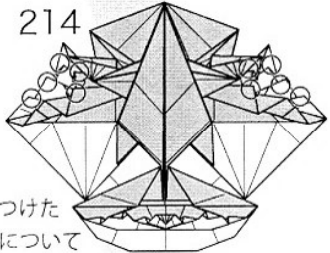
カドを後ろ
側に折る
拡大終了

215



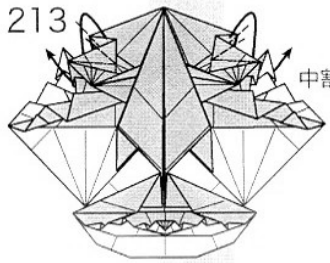
引き寄せるように折る
全体図に戻る

214



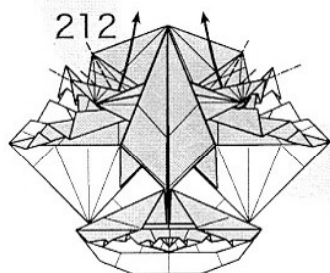
印をつけた
箇所について
212-213と同様に折る

213



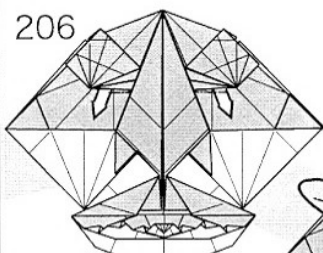
中割り折り

212



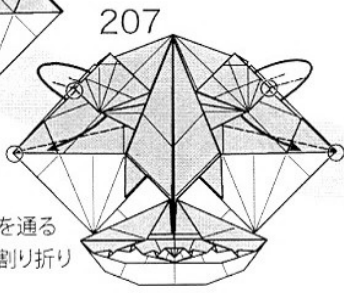
中割り折り

206



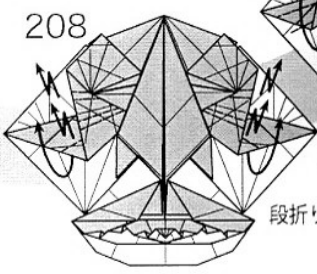
後ろ側のカドを
たおす

207



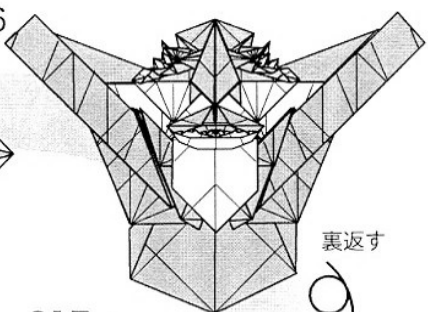
印を通る
中割り折り

208



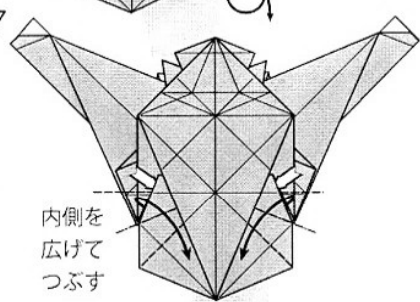
段折り

216



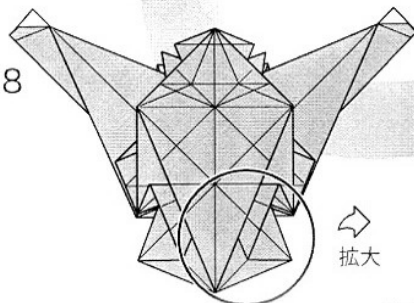
裏返す

217



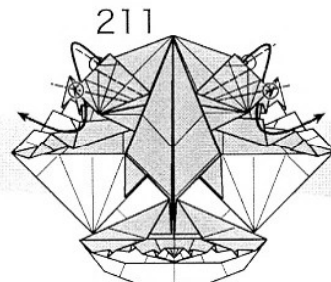
内側を
広げて
つぶす

218




拡大

211



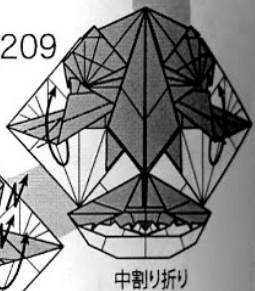
印を通る中割り折り

210




左右で
3段折り
一番上はカドを引き出す

209



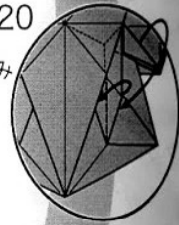
中割り折り

221



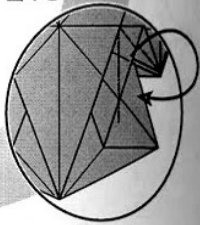
後ろ側に
引き寄せて
折る

220



つまみ
折り

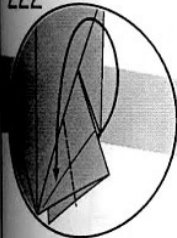
219



縁を後ろ
側に折る

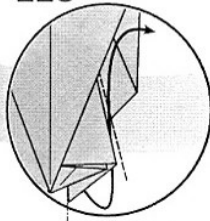
(裏側)

222



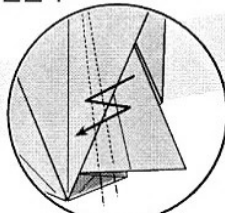
縁を半分に折る

223



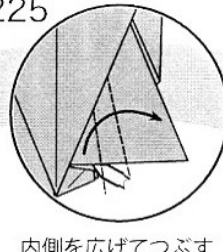
中割り折り

224



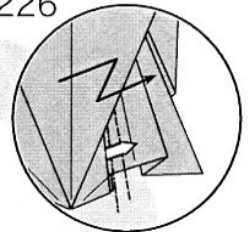
後ろ側のカドを段折り

225



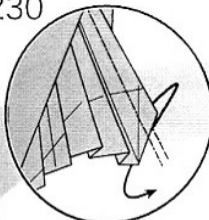
内側を広げてつぶす

226



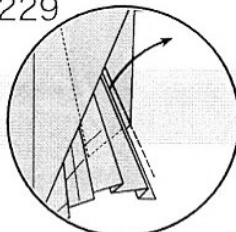
内側の紙を引き出し
ながら段折り

230



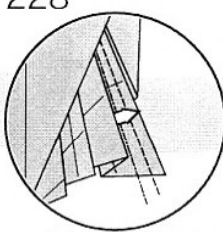
半分に中割り折り

229



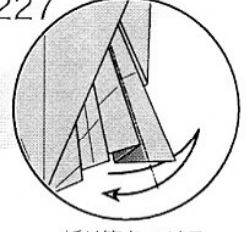
中割り折り

228




内側の紙を引き出し
ながら段折り

227



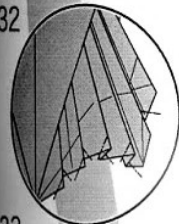
折り筋をつける

231




カドを半分だけずらす

232



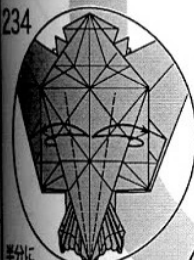
中割り折り
でカドを丸くする
全体図に戻る

233



中央部分に注目


234



半分に
折り筋をつける

印を通る
折り筋を
つける

235



236



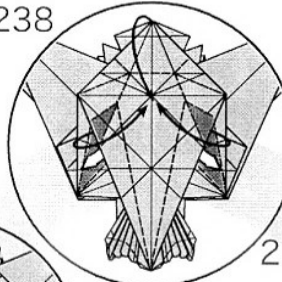
折り筋を
つける

237



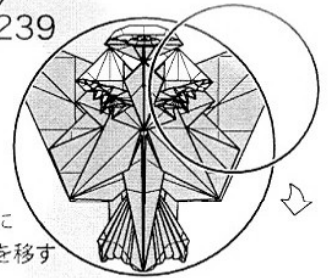
印を通る
折り筋を
つける

238



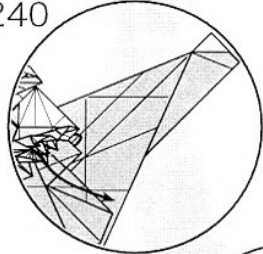
内側の紙を
引き出しながら
縁を中央に合わせる
同時に頭部が
上面に現れる

239



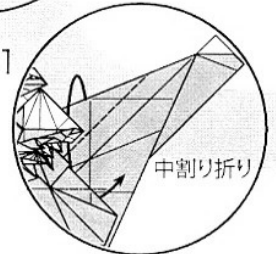
右側に
視点を移す

240



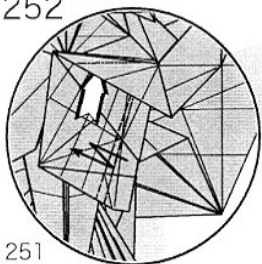
半分の幅に
中割り折り

241



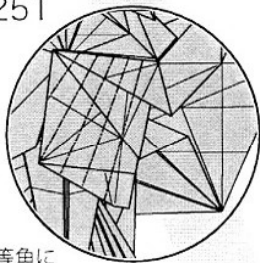
中割り折り

252



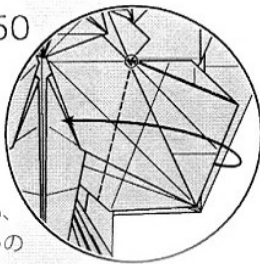
251
の線を使って段折り

251



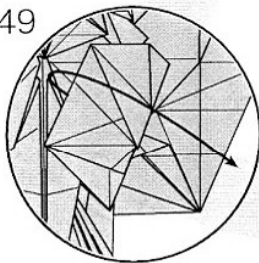
等角に
折り筋をつける

250



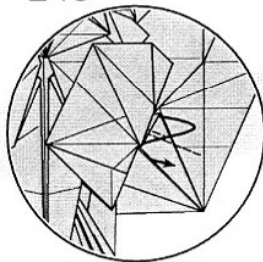
印を通る、
いっぱい
のところで
花弁折り

249



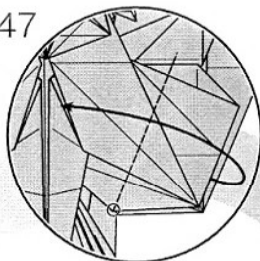
一度カドを元に戻す

248



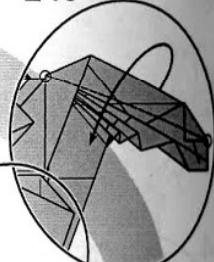
中割り折り

247



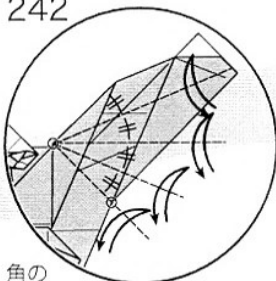
印を通る線で
半分に分ける

246



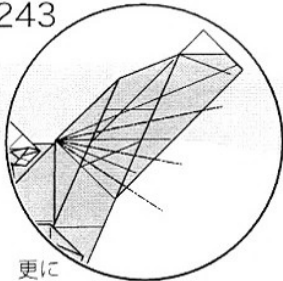
印を通る線で折る
視点を移動する

242



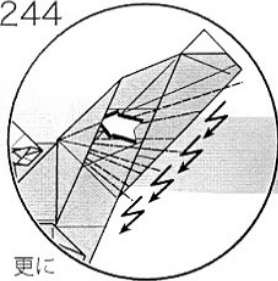
角の
4等分の折り筋をつける

243



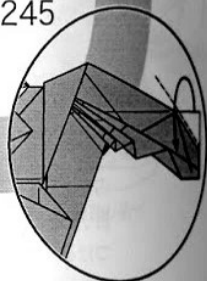
更に
半分の折り筋をつける

244



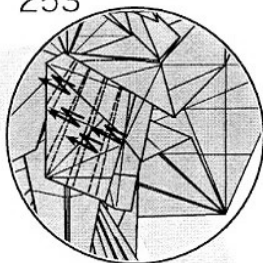
更に
半分の幅で段折りする。

245



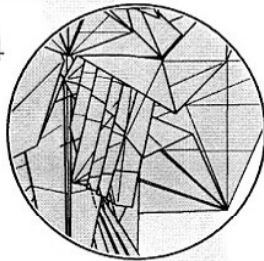
カドを縁に沿って折る

253



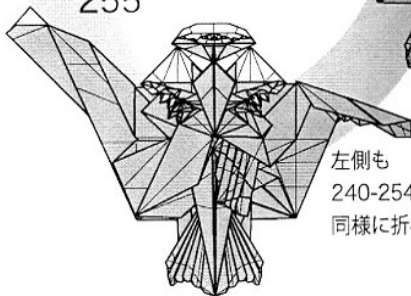
252と同様に
251の線
を使って段折り

254



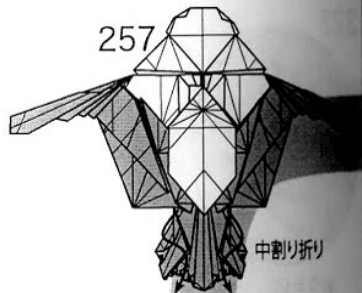
中割り折り
をして角を
丸くする

255



左側も
240-254と
同様に折る

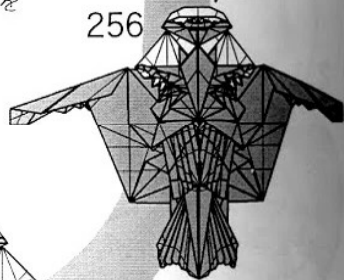
257



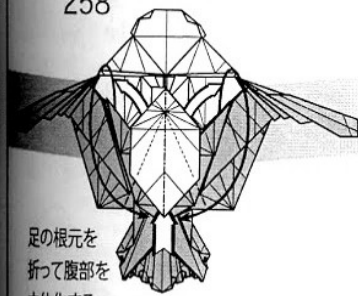
中割り折り

裏返す

256

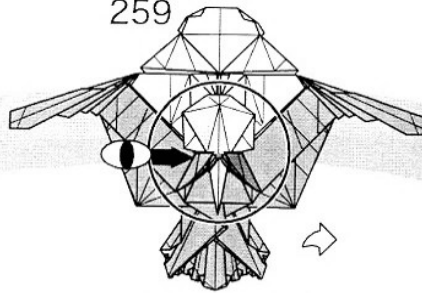


258



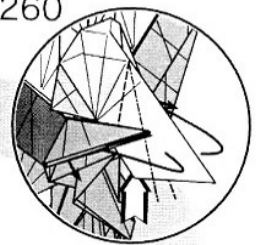
足の根元を
折って腹部を
立体化する

259



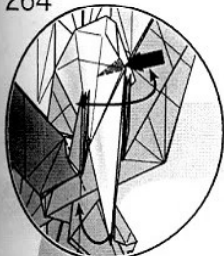
拡大・左側から見る

260



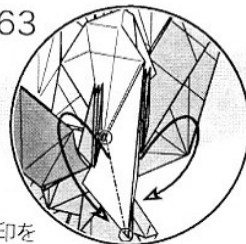
引き寄せて左右にかぶせる

264



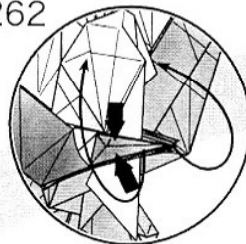
カドを内側に押し込んで
全体を丸く仕上げる

263



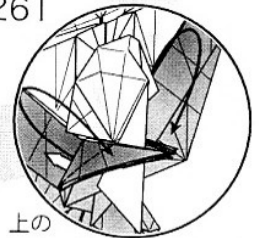
印を
通る線で後ろに折る

262



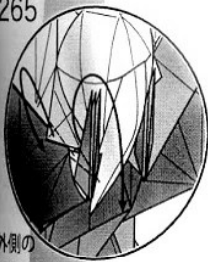
細くつまんでたおす

261



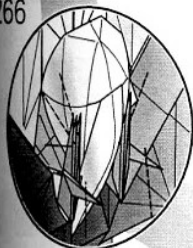
上の
紙を一枚引き出して折る
反対側も同様に折る

265



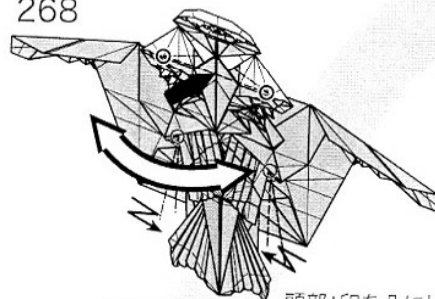
一番外側の
カドをかぶせ
尻折して下に向ける

266



足先を折り曲げる
全体図に戻る

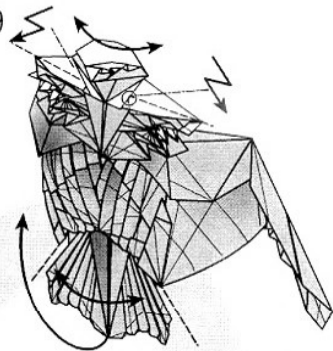
268



裏返す


頭部: 印を凸にして
つまみ折り
翼: 印を通る線で段折り
背中: 丸みをつける

269

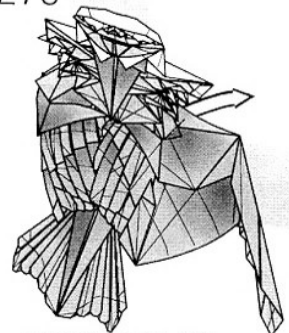


頭部: 印を凹にして段折り
尾: 背中にV字の線を入れて
持ち上げ、丸みをつける

267



270



頭の裏にあるカドを
根元からずらす

280

213と同様に
中割り折り



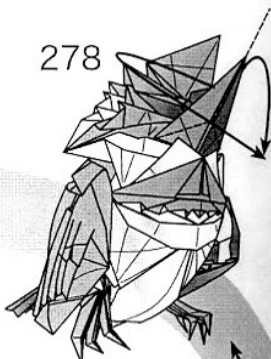
279



段折り

278

かぶせ折り



277

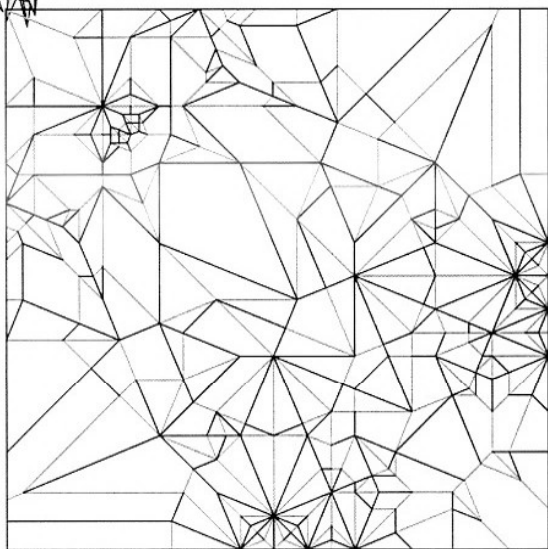
印を通る
段折りをして肩をつくる
頭を起こす



281



完成
Note: 翼は展開した形にも
仕上げることができます。



276

羽のカドが丸くなるように
中割り折り



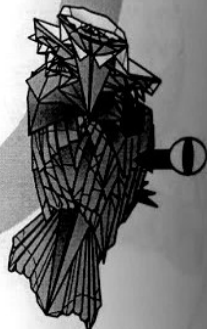
275

内側の紙を少し
引き出して段折り

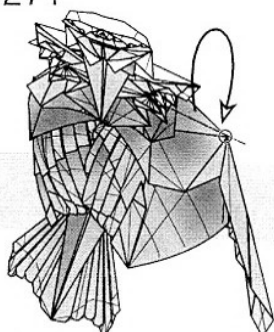


274

右側から見る

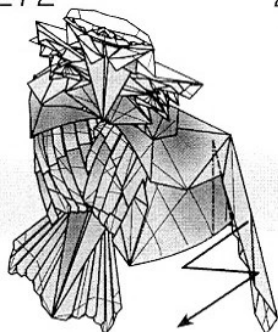


271



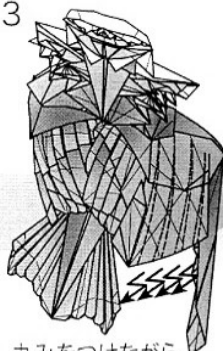
カドを半分に折る

272



段折り

273



丸みをつけながら
段折り