

2019년 11월 15일

프로그래밍 스킬업

ORIGAMI SKILL UP
A FUNDAMENTAL LANGUAGE

프로그래밍 언어의 기초를 배우고 싶다면

이 책을 읽으세요. 이 책은 프로그래밍 언어의 기초를 배우고 싶다면 꼭 읽어야 할 책입니다.

프로그래밍 언어의 기초를 배우고 싶다면 이 책을 읽으세요.

이 책은 프로그래밍 언어의 기초를 배우고 싶다면 꼭 읽어야 할 책입니다.

프로그래밍 언어의 기초를 배우고 싶다면 이 책을 읽으세요.

THE UNIVERSITY OF CHICAGO

1100 S. EAST ASIAN BLVD.

CHICAGO, IL 60607

TEL: 773.936.3000

FAX: 773.936.3000

WWW.PEARSONED.COM

© 2008 Pearson Education, Inc.

All rights reserved.

Printed in the United States of America.

10 9 8 7 6 5 4 3 2 1

ISBN 978-0-203-01111-1

ISBN 0-203-01111-1

10 9 8 7 6 5 4 3 2 1

10 9 8 7 6 5 4 3 2 1

10 9 8 7 6 5 4 3 2 1

10 9 8 7 6 5 4 3 2 1

10 9 8 7 6 5 4 3 2 1

10 9 8 7 6 5 4 3 2 1

10 9 8 7 6 5 4 3 2 1

10 9 8 7 6 5 4 3 2 1

10 9 8 7 6 5 4 3 2 1

10 9 8 7 6 5 4 3 2 1

10 9 8 7 6 5 4 3 2 1

10 9 8 7 6 5 4 3 2 1

10 9 8 7 6 5 4 3 2 1

10 9 8 7 6 5 4 3 2 1

10 9 8 7 6 5 4 3 2 1

10 9 8 7 6 5 4 3 2 1

10 9 8 7 6 5 4 3 2 1

10 9 8 7 6 5 4 3 2 1

10 9 8 7 6 5 4 3 2 1

10 9 8 7 6 5 4 3 2 1

10 9 8 7 6 5 4 3 2 1

10 9 8 7 6 5 4 3 2 1

10 9 8 7 6 5 4 3 2 1

10 9 8 7 6 5 4 3 2 1

10 9 8 7 6 5 4 3 2 1

10 9 8 7 6 5 4 3 2 1

10 9 8 7 6 5 4 3 2 1

10 9 8 7 6 5 4 3 2 1

10 9 8 7 6 5 4 3 2 1

10 9 8 7 6 5 4 3 2 1

10 9 8 7 6 5 4 3 2 1

10 9 8 7 6 5 4 3 2 1

10 9 8 7 6 5 4 3 2 1

10 9 8 7 6 5 4 3 2 1

10 9 8 7 6 5 4 3 2 1

10 9 8 7 6 5 4 3 2 1

10 9 8 7 6 5 4 3 2 1

10 9 8 7 6 5 4 3 2 1

10 9 8 7 6 5 4 3 2 1

10 9 8 7 6 5 4 3 2 1

10 9 8 7 6 5 4 3 2 1

10 9 8 7 6 5 4 3 2 1

10 9 8 7 6 5 4 3 2 1

10 9 8 7 6 5 4 3 2 1

10 9 8 7 6 5 4 3 2 1

10 9 8 7 6 5 4 3 2 1

10 9 8 7 6 5 4 3 2 1

10 9 8 7 6 5 4 3 2 1

10 9 8 7 6 5 4 3 2 1

10 9 8 7 6 5 4 3 2 1

10 9 8 7 6 5 4 3 2 1

10 9 8 7 6 5 4 3 2 1

10 9 8 7 6 5 4 3 2 1

10 9 8 7 6 5 4 3 2 1

10 9 8 7 6 5 4 3 2 1

10 9 8 7 6 5 4 3 2 1

10 9 8 7 6 5 4 3 2 1

10 9 8 7 6 5 4 3 2 1

10 9 8 7 6 5 4 3 2 1

10 9 8 7 6 5 4 3 2 1

10 9 8 7 6 5 4 3 2 1

10 9 8 7 6 5 4 3 2 1

10 9 8 7 6 5 4 3 2 1

10 9 8 7 6 5 4 3 2 1

10 9 8 7 6 5 4 3 2 1



CONTENTS

• **FOREWORD** | **ix** | **P.3**

• **ABOUT THE AUTHORS** | **xxvii** | **P.3**

• **ABOUT THE EDITORS** | **xxviii** | **P.3**

• **SYMBOLS OF POLAND** | **xxviii** | **P.3**

• **INDEX** | **xxviii** | **P.3**




BEAR
P.30



BUTTERFLY
P.32



CATERPILLAR
P.32



CATERPILLAR
P.32



BUTTERFLY
P.32



CATERPILLAR
P.32



CATERPILLAR
P.32



CATERPILLAR
P.32




CATERPILLAR
P.32



CATERPILLAR
P.32



CATERPILLAR
P.32



CATERPILLAR
P.32



CATERPILLAR
P.32



CATERPILLAR
P.32



CATERPILLAR
P.32



CATERPILLAR
P.32



CATERPILLAR
P.32



CATERPILLAR
P.32



CATERPILLAR
P.32



CATERPILLAR
P.32

• **ABOUT THE PAPER** | **xxviii** | **P.3**

FOREWORD

FOREWORD

The Commission on the Status of Women (CSW) was established in 1946 as a subsidiary organ of the United Nations. It was the first of its kind and has since then played a leading role in the advancement of women's rights and status in the United Nations system.

The Commission has been instrumental in the development of the concept of gender equality and the goal of achieving equality between men and women. It has also been a key player in the formulation of the Beijing Declaration and Platform for Action, which is the most comprehensive and authoritative international instrument on women's rights and gender equality.

The Commission's work is guided by the principles of equality, non-discrimination, and the full and equal participation of women in all spheres of life. It continues to work towards the achievement of these goals through its various activities, including research, monitoring, and advocacy.

CSW


FOREWORD

The Commission on the Status of Women (CSW) was established in 1946 as a subsidiary organ of the United Nations. It was the first of its kind and has since then played a leading role in the advancement of women's rights and status in the United Nations system.

The Commission has been instrumental in the development of the concept of gender equality and the goal of achieving equality between men and women. It has also been a key player in the formulation of the Beijing Declaration and Platform for Action, which is the most comprehensive and authoritative international instrument on women's rights and gender equality.

The Commission's work is guided by the principles of equality, non-discrimination, and the full and equal participation of women in all spheres of life. It continues to work towards the achievement of these goals through its various activities, including research, monitoring, and advocacy.

CSW



SECURITY

SECURITY

SECURITY



SECURITY


SECURITY

SECURITY




THE FUTURE

...and the future of the world. The world is a complex and ever-changing place, and the future is a place of great uncertainty. But there are things we can do to make the future a better place. We can work to reduce the impact of climate change, to improve the lives of the poor, and to create a more just and equitable world. The future is not set in stone, and we have the power to shape it. Let's work together to make the future a place where everyone has a chance to thrive.




THE FUTURE

...and the future of the world. The world is a complex and ever-changing place, and the future is a place of great uncertainty. But there are things we can do to make the future a better place. We can work to reduce the impact of climate change, to improve the lives of the poor, and to create a more just and equitable world. The future is not set in stone, and we have the power to shape it. Let's work together to make the future a place where everyone has a chance to thrive.




THE HISTORY

The history of the world is a complex and fascinating story of human civilization. It is a story of discovery, innovation, and the struggle for power and survival. From the earliest hominids to the modern world, the history of humanity is a testament to our resilience and our ability to overcome adversity. The history of the world is a story of the human spirit, of our quest for knowledge and our desire for a better life. It is a story that has shaped the world we live in today and will continue to shape the world of the future.



THE HISTORY


The history of the world is a complex and fascinating story of human civilization. It is a story of discovery, innovation, and the struggle for power and survival. From the earliest hominids to the modern world, the history of humanity is a testament to our resilience and our ability to overcome adversity. The history of the world is a story of the human spirit, of our quest for knowledge and our desire for a better life. It is a story that has shaped the world we live in today and will continue to shape the world of the future.



姓名: [Name]
职位: [Title]

工作经历

[Detailed work experience text, including dates and descriptions of roles and responsibilities.]




姓名: [Name]
职位: [Title]

工作经历

[Detailed work experience text, including dates and descriptions of roles and responsibilities.]



ALPHABET





LEI

LEI

LEI

LEI

LEI





山形

山形県は、東北地方の最北に位置し、日本海に面している。県内には、雄物山、蔵王、蔵王連峰など、多くの山岳があり、自然豊かな環境が特徴である。また、山形県は、日本酒の産地としても知られ、山形酒造好適地帯に属している。県内には、山形県立博物館、山形県立美術館など、多くの文化施設があり、観光資源も豊富である。



010101

010101



THE UNIVERSITY OF CHICAGO

THE UNIVERSITY OF CHICAGO PRESS

THE UNIVERSITY OF CHICAGO PRESS



수박2574

수박 2574

수박 2574



The image shows a woman in a white dress and a man in a red shirt sitting on a bench. The woman is looking towards the camera, and the man is looking down. They are sitting on a dark wooden bench with a metal grate in front of them. The background is a blurred outdoor setting with trees and a building.



三 好



2023年

11

11

11

11

11

11

11

11

11

11

11

11



THE FISH

The fish is a large, vibrant red sculpture, possibly made of metal or stone, mounted on a dark, textured stone base. The fish is positioned horizontally, facing right. The background features a large, green palm tree and a light-colored wall. The image is framed by a dark red border.

THE BASE

The base is a dark, textured stone structure that supports the fish sculpture. It has a rough, natural appearance with some lighter-colored veins or mineral deposits.





THE BIRD

The bird is a crow or raven, a member of the Corvidae family. It is shown in flight, with its wings spread wide. The bird is black, and its silhouette is set against a blurred background of green foliage and a path. The bird is facing right, and its wings are spread wide, showing the primary feathers. The background is a soft-focus outdoor scene with a path leading into the distance.



100 | 恐龙 | 100





萌宠世界

萌宠世界

萌宠世界



凤凰涅槃

——记中国美术学院凤凰涅槃雕塑群

中国美术学院凤凰涅槃雕塑群，是该院为纪念中国美术学院建校五十周年而创作的。该雕塑群由多位雕塑家共同创作，旨在表现中国美术学院在五十年的发展历程中所取得的成就和所面临的挑战。

雕塑群的主题是“凤凰涅槃”，寓意着中国美术学院在经历风雨后，重新焕发生机和活力。雕塑群由多个部分组成，每个部分都代表着中国美术学院在不同领域的发展。

雕塑群的整体造型呈现出一种向上、向前、向外的态势，象征着中国美术学院在新时代的征程中，不断追求卓越、勇于创新的精神风貌。雕塑群不仅是一件艺术品，更是中国美术学院精神的象征。

中国美术学院凤凰涅槃雕塑群，是中国美术学院建校五十周年的重要标志，也是中国美术学院精神的集中体现。它不仅展示了中国美术学院在艺术领域的成就，更体现了中国美术学院在新时代的担当和使命。



포크리프트 ver.2

본 제품은 안전을 최우선으로 고려하여 제작되었습니다. 사용 시 반드시 안전 수칙을 지켜주세요. 또한, 정기적인 점검과 유지보수를 통해 제품의 수명을 연장하고 안전한 사용을 보장합니다. 본 제품은 다양한 산업 현장에서 활용되며, 높은 내구성과 신뢰성을 자랑합니다. 고객 여러분의 안전과 편의를 위해 최선을 다하겠습니다.



판문점

판문점, 판문점, 판문점

판문점, 판문점, 판문점



THE CROWN

The crown is a symbol of power and authority, and is often used in religious and political contexts. It is a complex structure, often made of wood or metal, and is decorated with intricate carvings and a prominent red tassel. The crown is a symbol of power and authority, and is often used in religious and political contexts. It is a complex structure, often made of wood or metal, and is decorated with intricate carvings and a prominent red tassel.



이동식 박물관



이동식 박물관은 다양한 문화 예술 작품을 전시하고, 관람객에게 흥미로운 체험 기회를 제공하는 공간입니다. 특히, 최신 기술을 활용한 가상 현실(VR) 전시와 인터랙티브 미디어를 통해 관람객의 몰입도를 높이고 있습니다. 또한, 지역 사회와의 협력을 통해 다양한 문화 프로그램을 운영하고 있으며, 정기적으로 개최되는 전시회를 통해 새로운 예술 작품을 소개하고 있습니다.

이동식 박물관은 다양한 문화 예술 작품을 전시하고, 관람객에게 흥미로운 체험 기회를 제공하는 공간입니다. 특히, 최신 기술을 활용한 가상 현실(VR) 전시와 인터랙티브 미디어를 통해 관람객의 몰입도를 높이고 있습니다. 또한, 지역 사회와의 협력을 통해 다양한 문화 프로그램을 운영하고 있으며, 정기적으로 개최되는 전시회를 통해 새로운 예술 작품을 소개하고 있습니다.

圖例說明 圖例說明 圖例說明

圖例說明 圖例說明 圖例說明


圖例說明



圖例說明



圖例說明




圖例說明




Case 1: $\alpha = \beta$


Case 1: $\alpha = \beta$



Case 1: $\alpha = \beta$



Case 1: $\alpha = \beta$





Case 1: $\alpha = \beta$




남양파리

남양파리


남양파리




남양파리




남양파리




남양파리




남양파리




남양파리



남양파리



남양파리



남양파리



남양파리



남양파리



남양파리



남양파리

1. *Staphylococcus aureus* (Gram positive)
 2. *Streptococcus pneumoniae* (Gram positive)
 3. *Escherichia coli* (Gram negative)
 4. *Salmonella typhi* (Gram negative)
 5. *Shigella flexneri* (Gram negative)
 6. *Yersinia enterocolitica* (Gram negative)
 7. *Legionella pneumophila* (Gram negative)
 8. *Campylobacter jejuni* (Gram negative)
 9. *Haemophilus influenzae* (Gram negative)
 10. *Mycobacterium tuberculosis* (Gram positive)

11. *Mycobacterium avium-intracellulare* (Gram positive)
 12. *Mycobacterium fortuitum* (Gram positive)
 13. *Mycobacterium chelonae* (Gram positive)
 14. *Mycobacterium goodii* (Gram positive)
 15. *Mycobacterium neoaurum* (Gram positive)

16. *Mycobacterium abscessus* (Gram positive)
 17. *Mycobacterium mageritense* (Gram positive)
 18. *Mycobacterium neoaurum* (Gram positive)
 19. *Mycobacterium neoaurum* (Gram positive)
 20. *Mycobacterium neoaurum* (Gram positive)

21. *Mycobacterium neoaurum* (Gram positive)
 22. *Mycobacterium neoaurum* (Gram positive)
 23. *Mycobacterium neoaurum* (Gram positive)
 24. *Mycobacterium neoaurum* (Gram positive)
 25. *Mycobacterium neoaurum* (Gram positive)

26. *Mycobacterium neoaurum* (Gram positive)
 27. *Mycobacterium neoaurum* (Gram positive)
 28. *Mycobacterium neoaurum* (Gram positive)
 29. *Mycobacterium neoaurum* (Gram positive)
 30. *Mycobacterium neoaurum* (Gram positive)

31. *Mycobacterium neoaurum* (Gram positive)
 32. *Mycobacterium neoaurum* (Gram positive)
 33. *Mycobacterium neoaurum* (Gram positive)
 34. *Mycobacterium neoaurum* (Gram positive)
 35. *Mycobacterium neoaurum* (Gram positive)

36. *Mycobacterium neoaurum* (Gram positive)
 37. *Mycobacterium neoaurum* (Gram positive)
 38. *Mycobacterium neoaurum* (Gram positive)
 39. *Mycobacterium neoaurum* (Gram positive)
 40. *Mycobacterium neoaurum* (Gram positive)

41. *Mycobacterium neoaurum* (Gram positive)
 42. *Mycobacterium neoaurum* (Gram positive)
 43. *Mycobacterium neoaurum* (Gram positive)
 44. *Mycobacterium neoaurum* (Gram positive)
 45. *Mycobacterium neoaurum* (Gram positive)

46. *Mycobacterium neoaurum* (Gram positive)
 47. *Mycobacterium neoaurum* (Gram positive)
 48. *Mycobacterium neoaurum* (Gram positive)
 49. *Mycobacterium neoaurum* (Gram positive)
 50. *Mycobacterium neoaurum* (Gram positive)



51. *Mycobacterium neoaurum* (Gram positive)
 52. *Mycobacterium neoaurum* (Gram positive)
 53. *Mycobacterium neoaurum* (Gram positive)
 54. *Mycobacterium neoaurum* (Gram positive)
 55. *Mycobacterium neoaurum* (Gram positive)

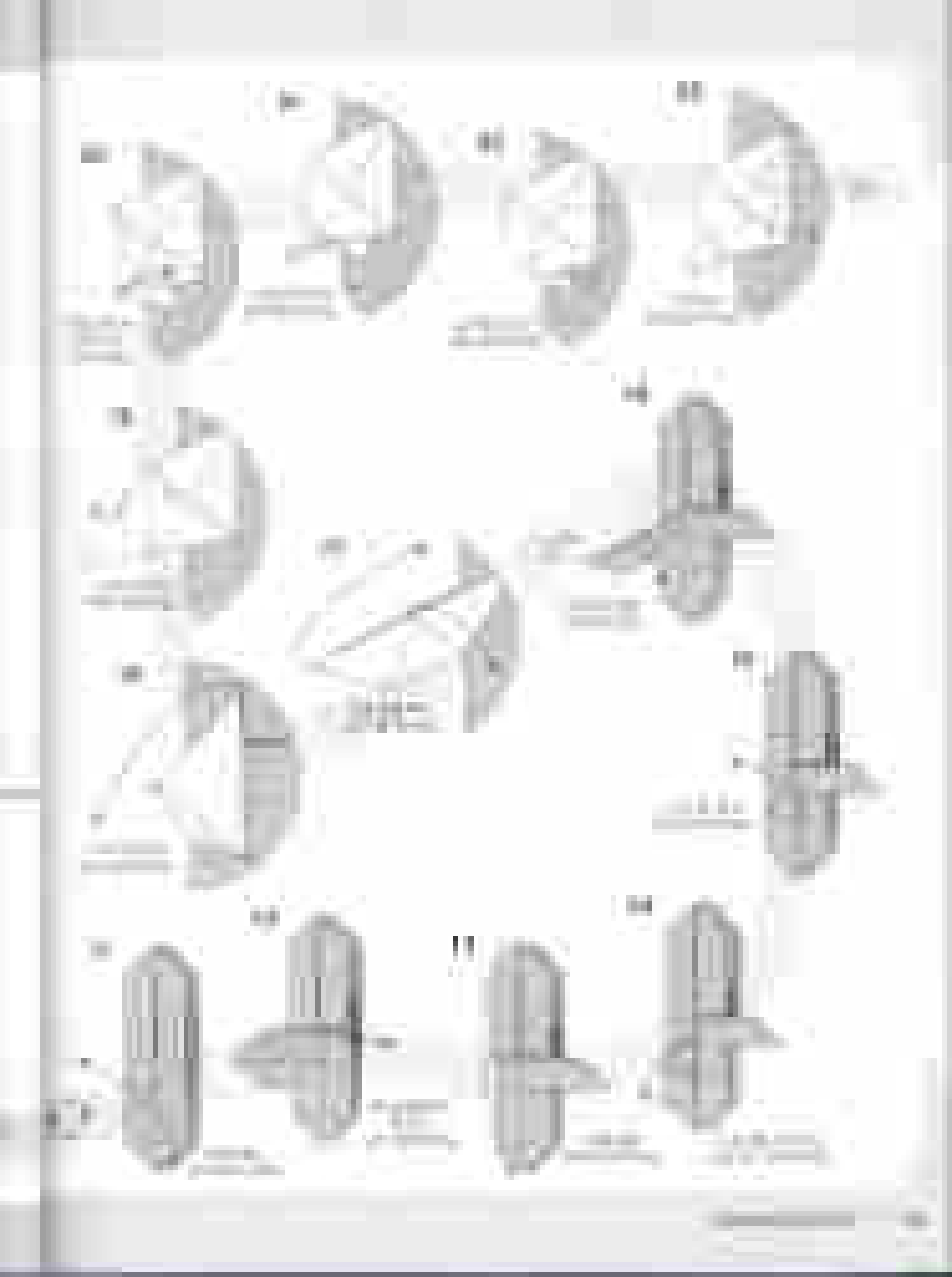
56. *Mycobacterium neoaurum* (Gram positive)
 57. *Mycobacterium neoaurum* (Gram positive)
 58. *Mycobacterium neoaurum* (Gram positive)
 59. *Mycobacterium neoaurum* (Gram positive)
 60. *Mycobacterium neoaurum* (Gram positive)

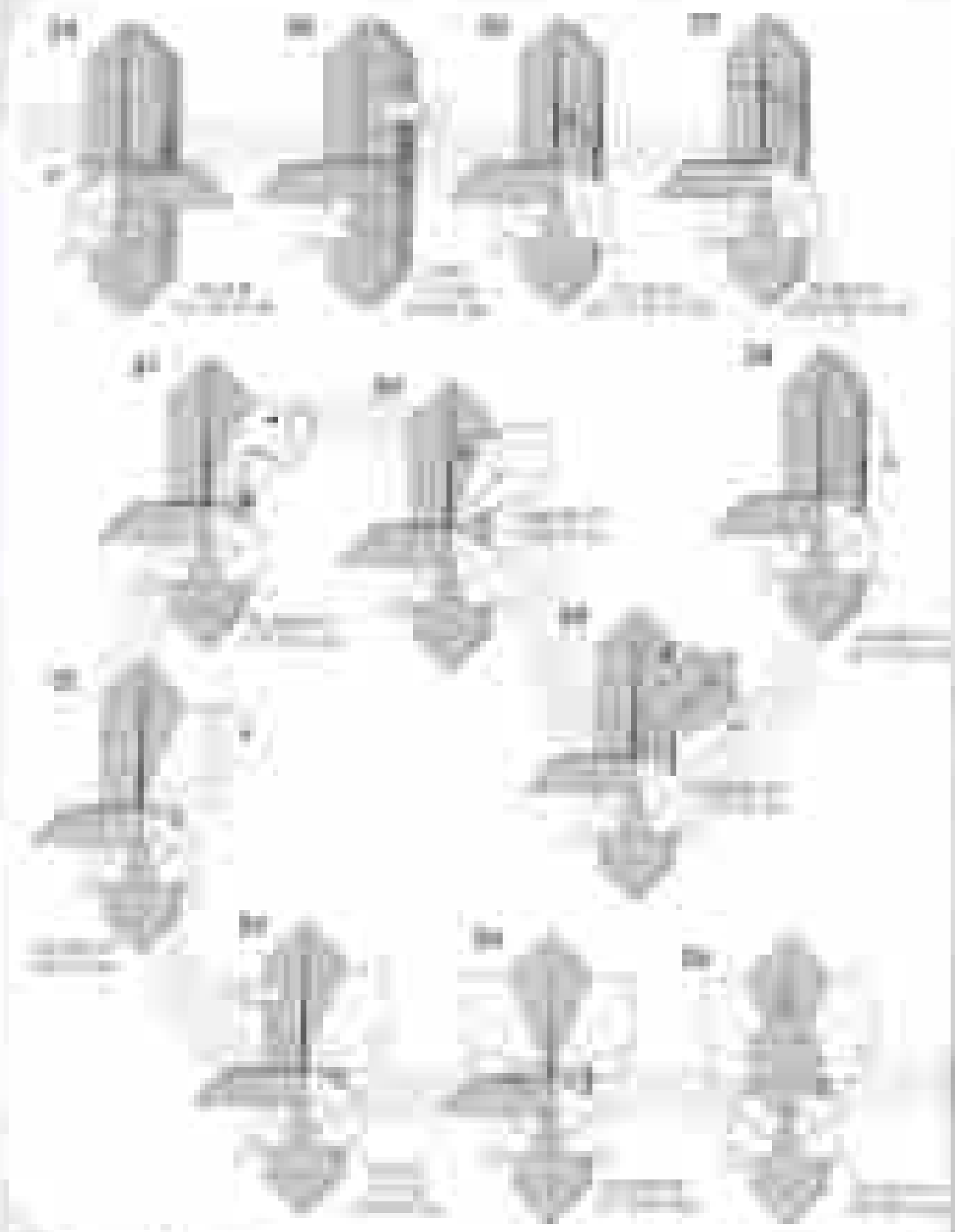
나비


2007년 1월 15일


1. 나비 100마리
2. 나비 200마리
3. 나비 300마리











21

1. 1. 1.

2. 2. 2.

3. 3. 3.

4. 4. 4.

5. 5. 5.

6. 6. 6.

7. 7. 7.

8. 8. 8.

9. 9. 9.

10. 10. 10.

11. 11. 11.

12. 12. 12.

13. 13. 13.

14. 14. 14.

15. 15. 15.

16. 16. 16.

17. 17. 17.

18. 18. 18.

19. 19. 19.

20. 20. 20.

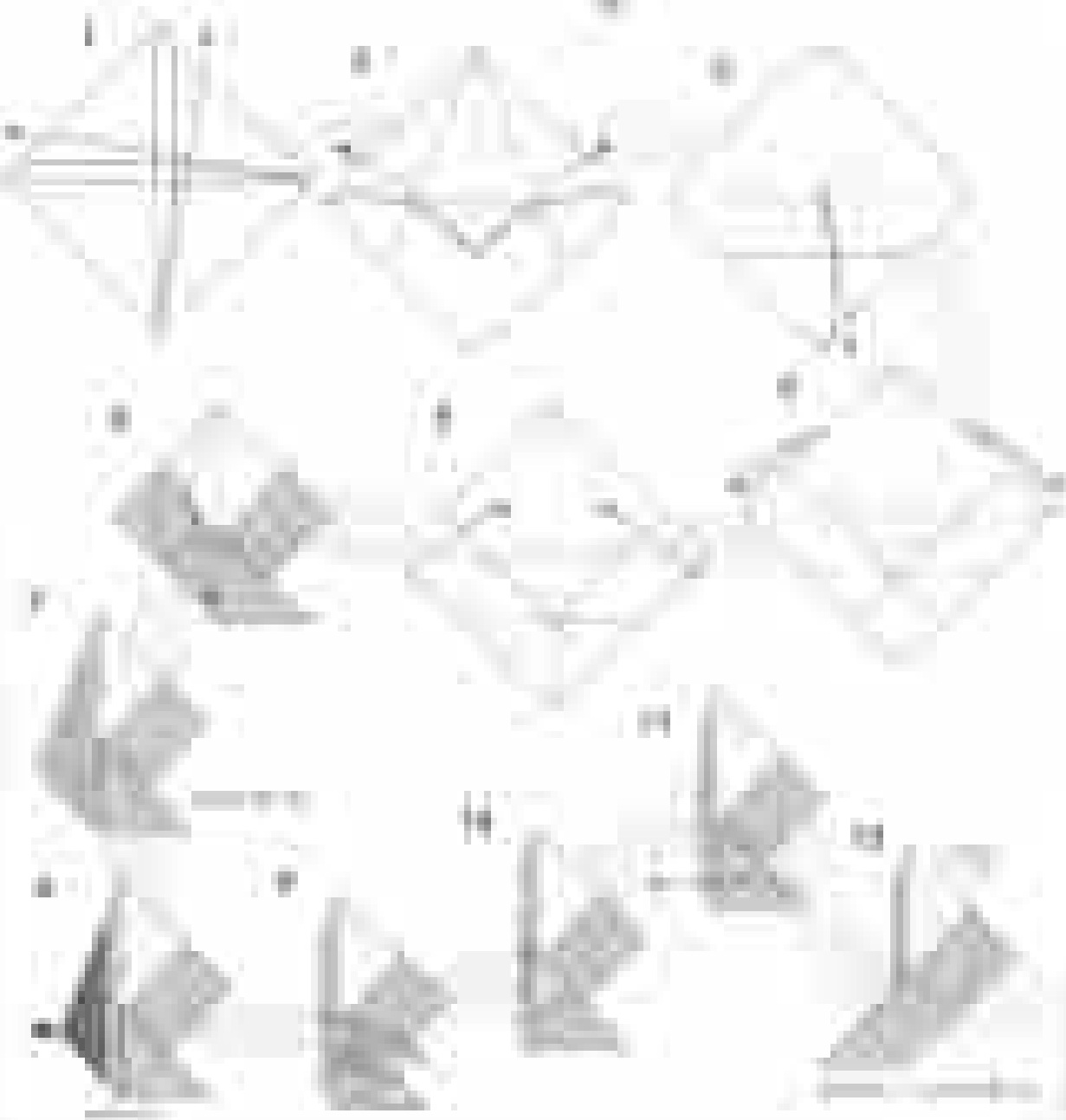
21. 21. 21.

22. 22. 22.

23. 23. 23.

24. 24. 24.

25. 25. 25.








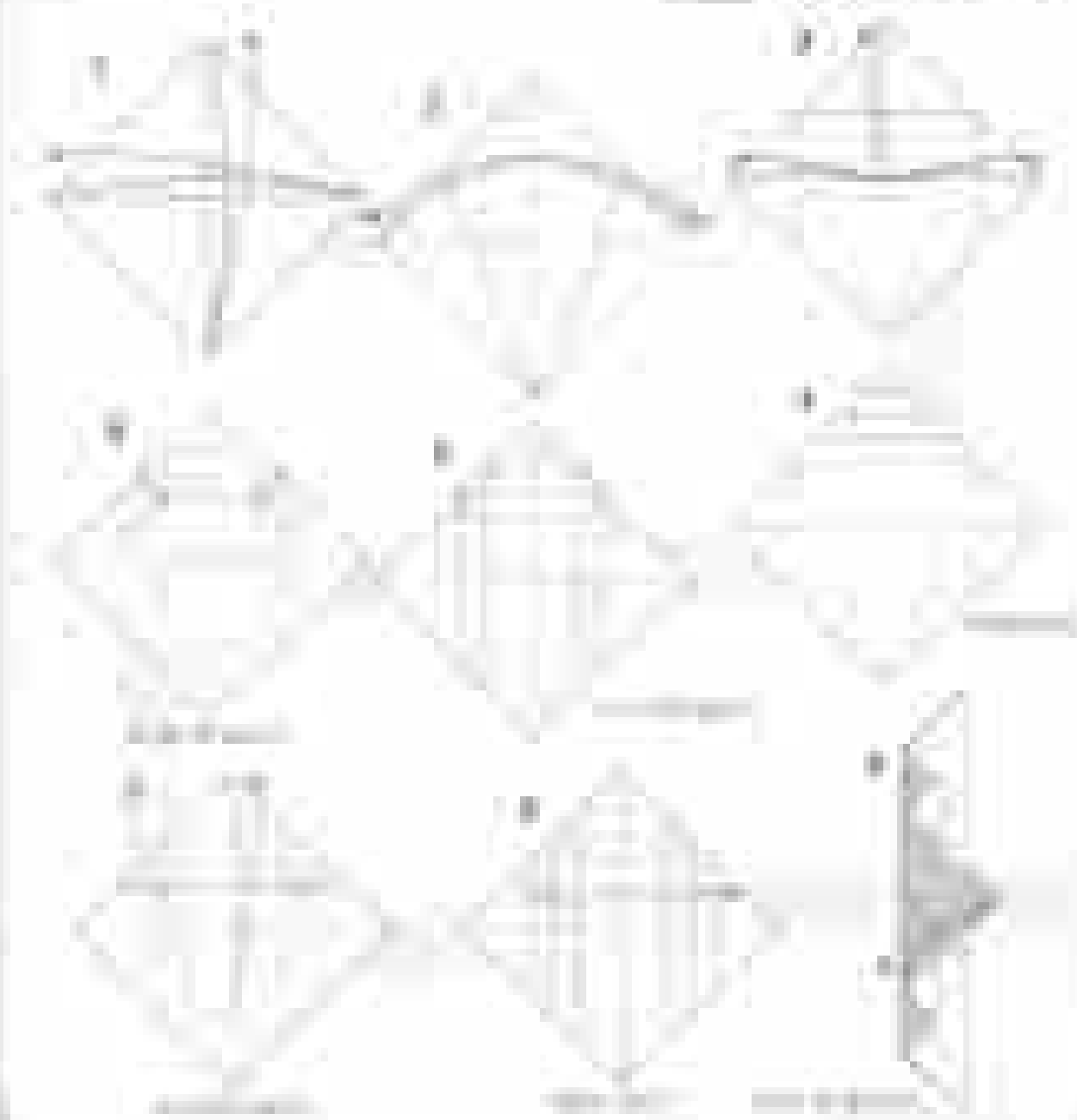
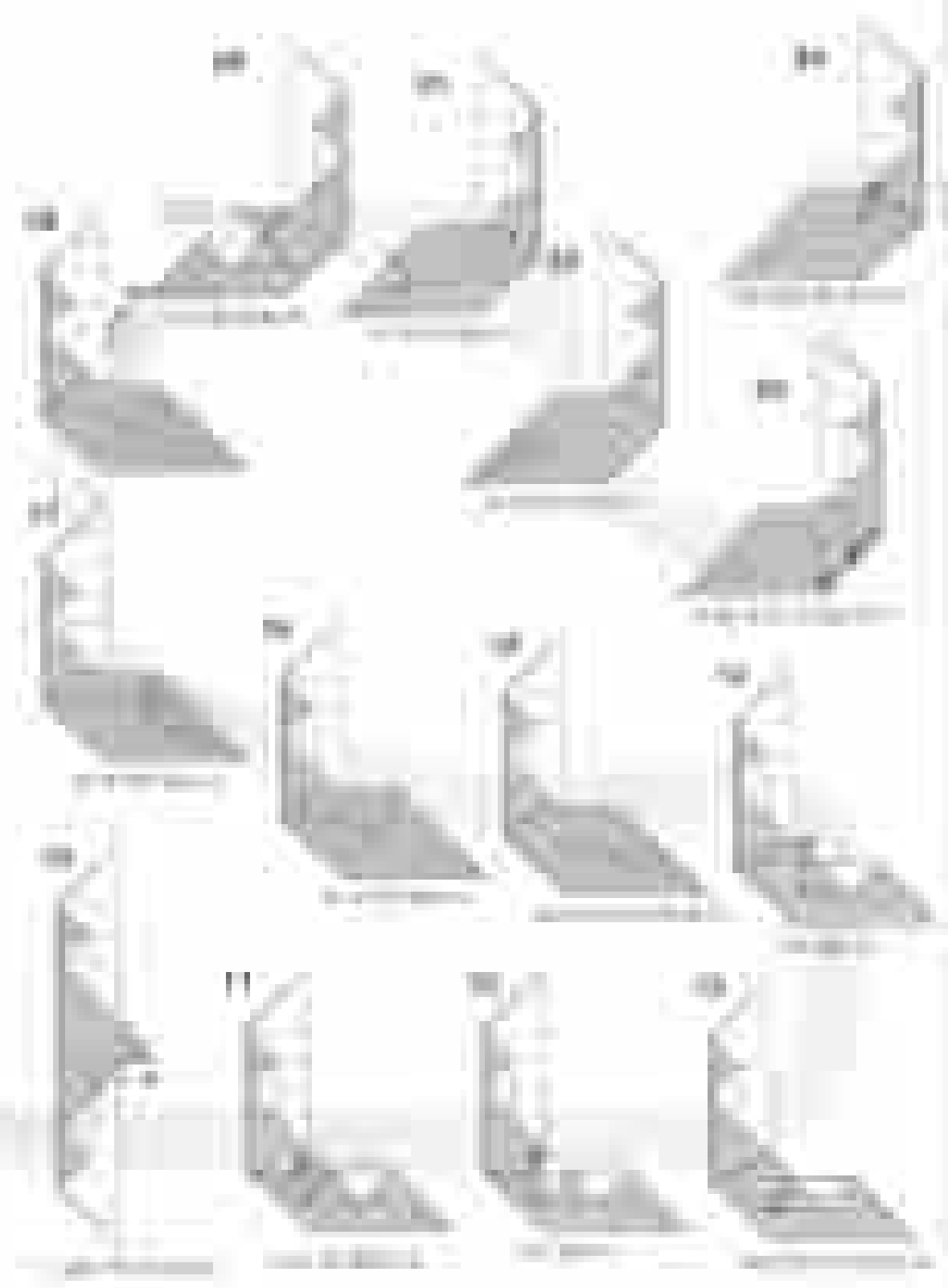


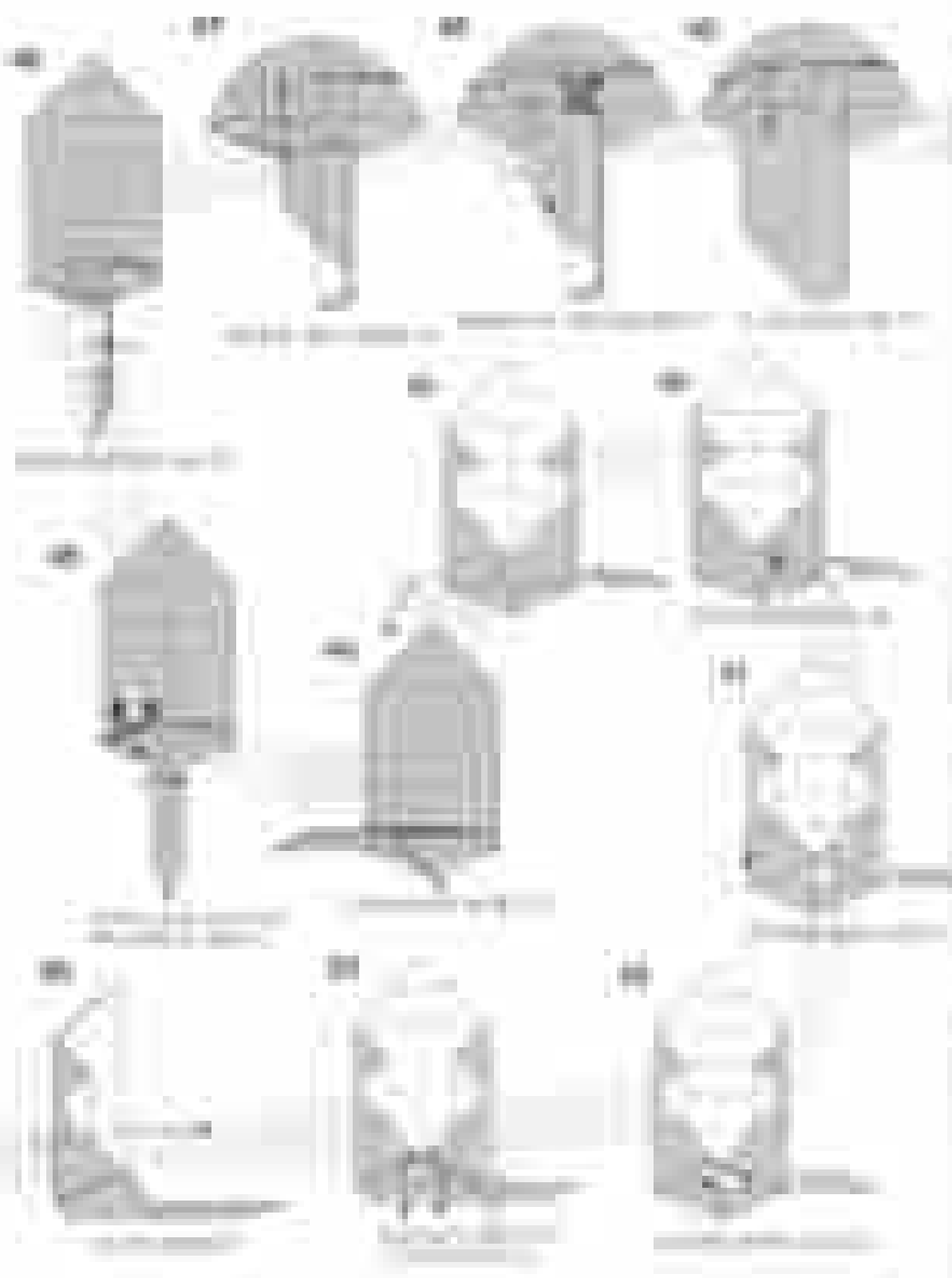
Figure 1

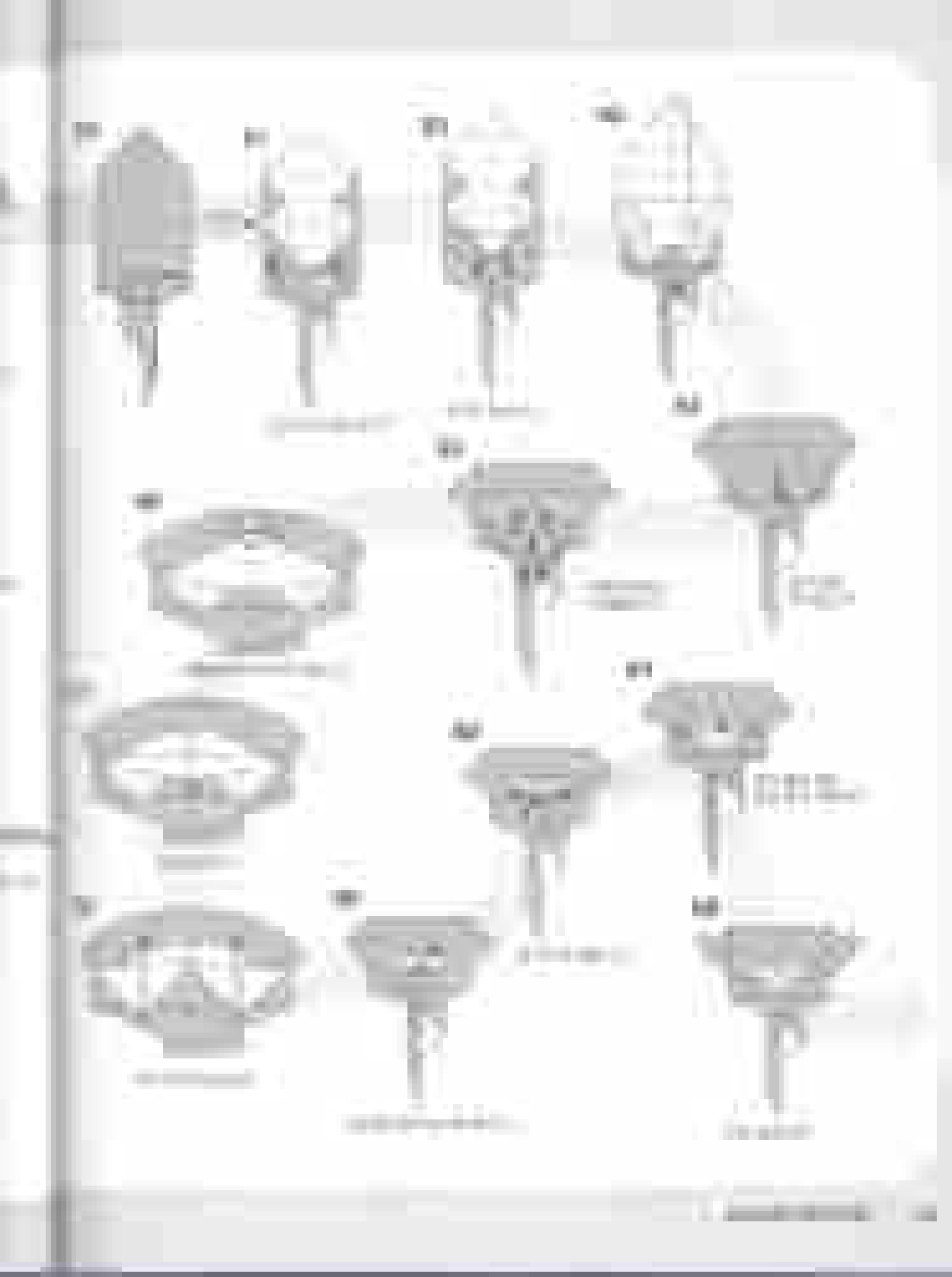
Figure 1 shows the results of the analysis. The top panel displays the estimated parameters of the model, and the bottom panel displays the estimated parameters of the model. The top panel shows the estimated parameters of the model, and the bottom panel shows the estimated parameters of the model.












77




78




79




80




81



82



83



84




85



86



87



88




89



90



91

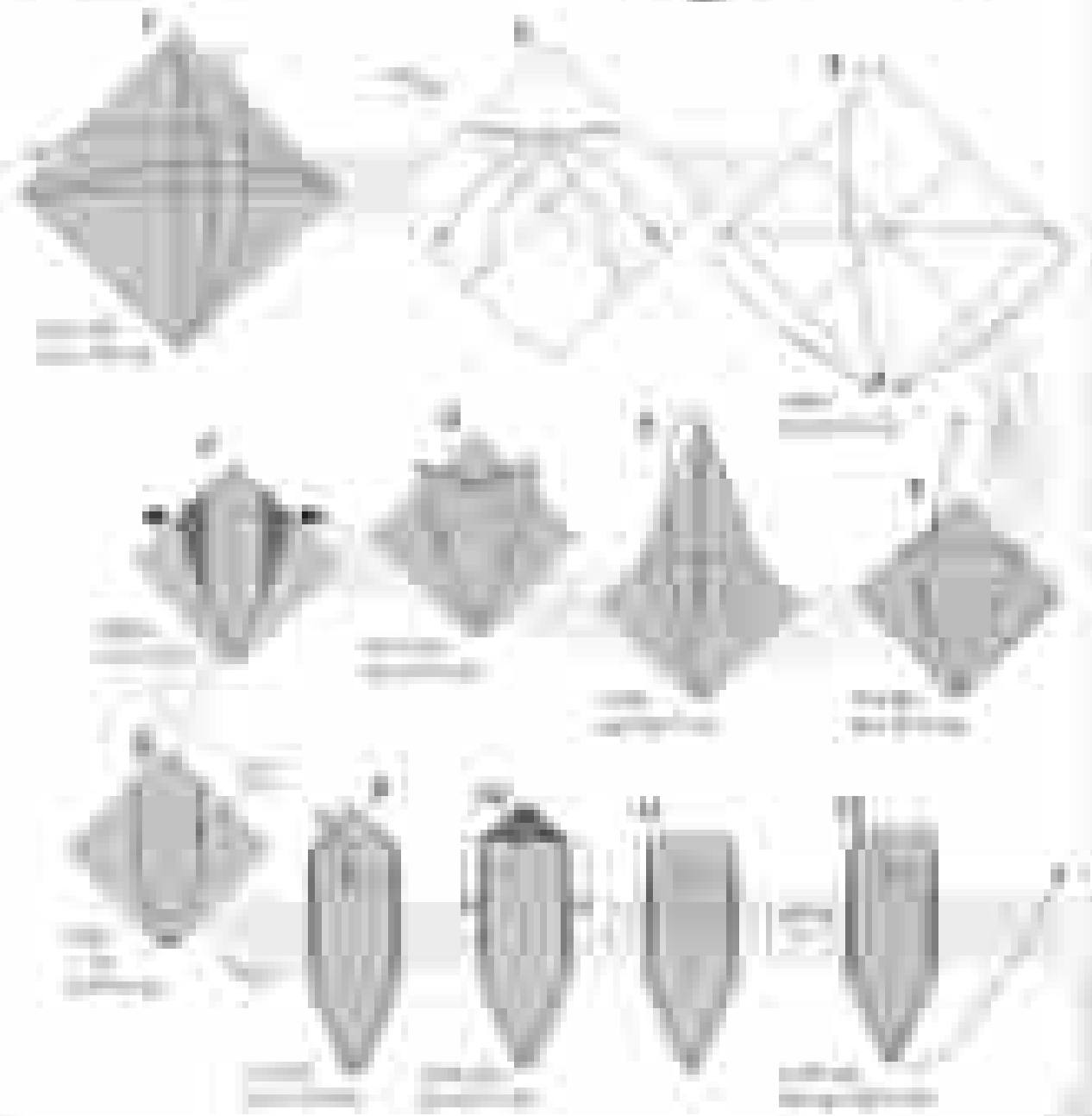



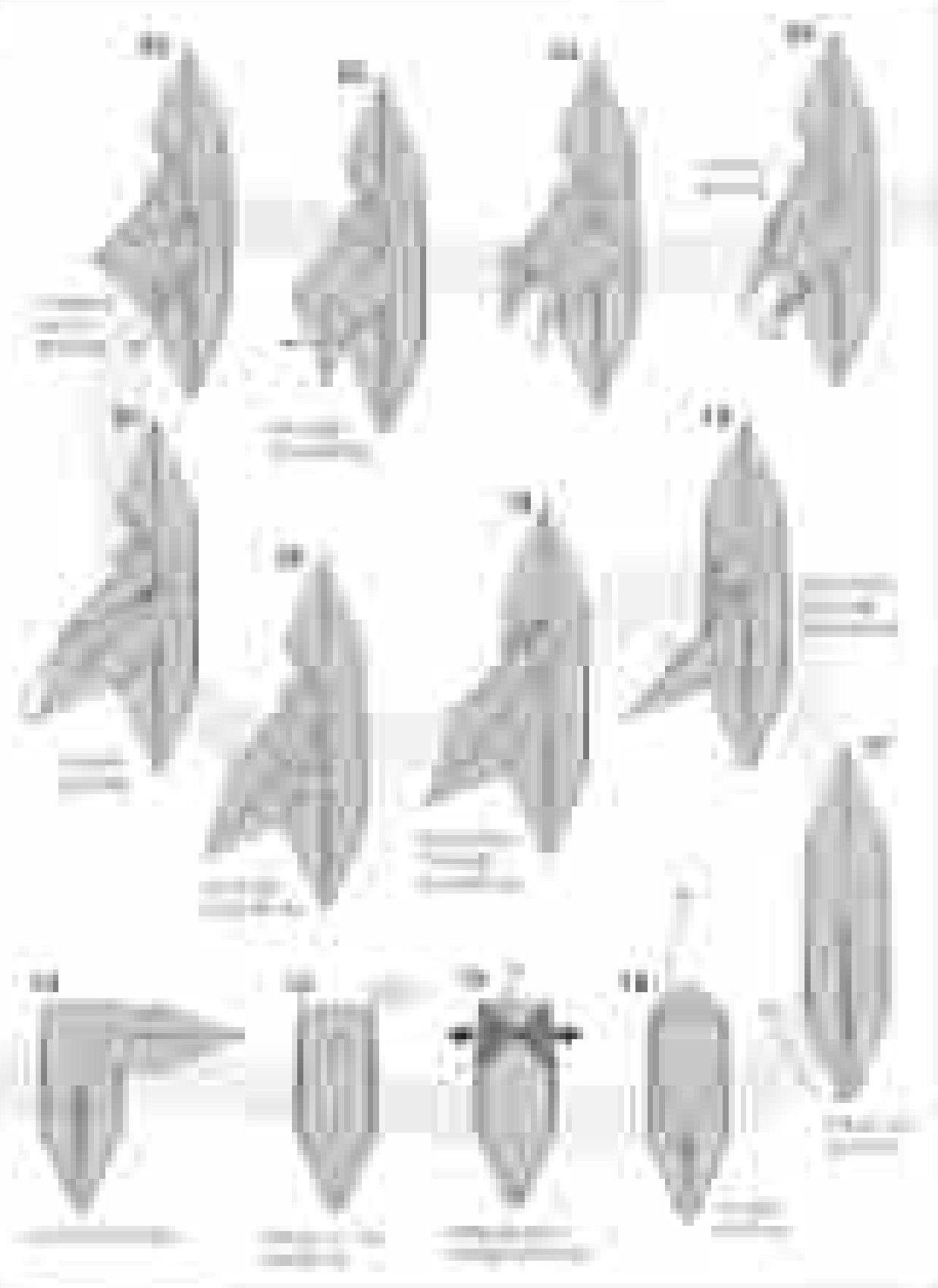
타이코








타이코는 1937년 설립된 대한제국 최초의 자동차 회사입니다.


타이코의 역사

- 1937년 12월 15일 설립
- 1941년 12월 15일 자동차부 설립
- 1945년 8월 15일 대한제국 자동차부 설립
- 1948년 8월 15일 대한제국 자동차부 설립


















Figure 1. 3D models of the head and neck in various positions: (1) neutral, (2) tilted back, (3) tilted left, (4) tilted right, (5) tilted forward and left, (6) tilted forward and right, (7) tilted back and left, (8) tilted back and right, (9) tilted forward and left, (10) tilted forward and right, (11) tilted back and left, (12) tilted back and right.




100




100

101




101

102



102

103




103

104




104

105



105

106



106

107



107

0101 스퀘어

0101 스퀘어

0101 스퀘어

0101 스퀘어

0101 스퀘어

0101 스퀘어

0101 스퀘어

0101 스퀘어

0101 스퀘어

0101 스퀘어

0101 스퀘어

0101 스퀘어

0101 스퀘어

0101 스퀘어

0101 스퀘어

0101 스퀘어

0101 스퀘어

0101 스퀘어

0101 스퀘어

0101 스퀘어

0101 스퀘어

0101 스퀘어

0101 스퀘어

0101 스퀘어

0101 스퀘어

0101 스퀘어

0101 스퀘어

0101 스퀘어

0101 스퀘어

0101 스퀘어

0101 스퀘어

0101 스퀘어

0101 스퀘어

0101 스퀘어

0101 스퀘어

0101 스퀘어

0101 스퀘어

0101 스퀘어

0101 스퀘어

0101 스퀘어


0101 스퀘어

0101 스퀘어

0101 스퀘어

0101 스퀘어

0101 스퀘어




0101 스퀘어

0101 스퀘어

0101 스퀘어


0101 스퀘어



11


12

13



14





수익구조

수익구조란 기업이 판매한 상품이나 서비스의 가격에서 원가를 빼고 남은 금액을 의미한다.

수익구조는 기업의 수익성을 나타내는 중요한 지표이다.

수익구조는 기업의 경영 전략과 관련이 깊다.

수익구조는 기업의 경쟁력을 나타내는 지표이다.

수익구조는 기업의 재무 상태를 나타내는 지표이다.

수익구조는 기업의 투자 가치를 나타내는 지표이다.

수익구조는 기업의 신용 등급을 나타내는 지표이다.

수익구조는 기업의 사회적 책임을 나타내는 지표이다.

수익구조는 기업의 환경 영향을 나타내는 지표이다.

수익구조는 기업의 지배 구조를 나타내는 지표이다.

수익구조는 기업의 지배 구조를 나타내는 지표이다.

수익구조는 기업의 지배 구조를 나타내는 지표이다.

수익구조는 기업의 지배 구조를 나타내는 지표이다.

수익구조는 기업의 지배 구조를 나타내는 지표이다.

수익구조는 기업의 지배 구조를 나타내는 지표이다.

수익구조는 기업의 지배 구조를 나타내는 지표이다.

수익구조는 기업의 지배 구조를 나타내는 지표이다.

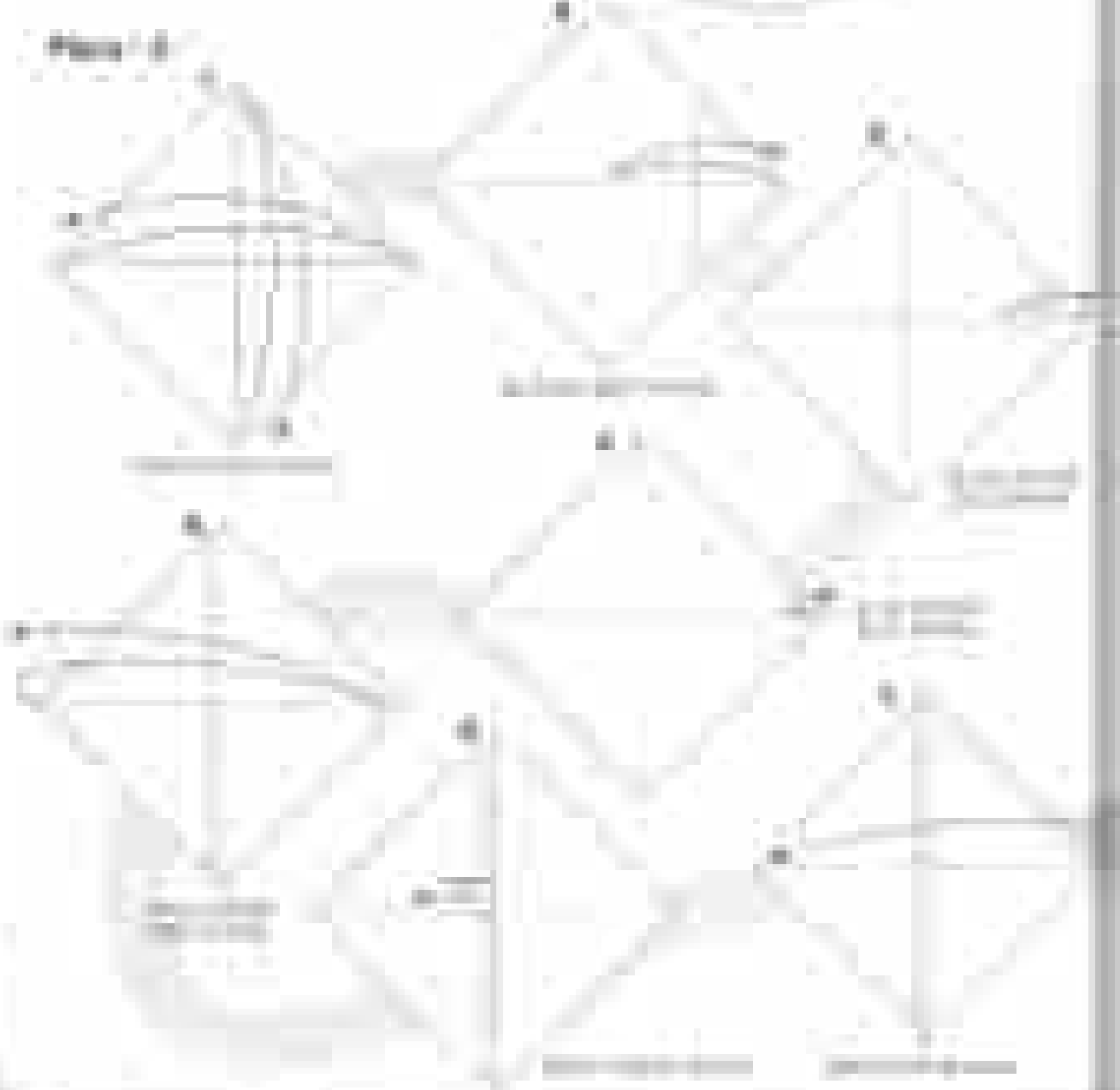
수익구조는 기업의 지배 구조를 나타내는 지표이다.

수익구조는 기업의 지배 구조를 나타내는 지표이다.

수익구조는 기업의 지배 구조를 나타내는 지표이다.

수익구조는 기업의 지배 구조를 나타내는 지표이다.

수익구조는 기업의 지배 구조를 나타내는 지표이다.






Figure 1.1




Figure 1.2



Figure 1.3




Figure 1.4




Figure 1.5



Figure 1.6




Figure 1.7



Figure 1.8





Figure 1.9





Figure 1.10




Figure 1.11



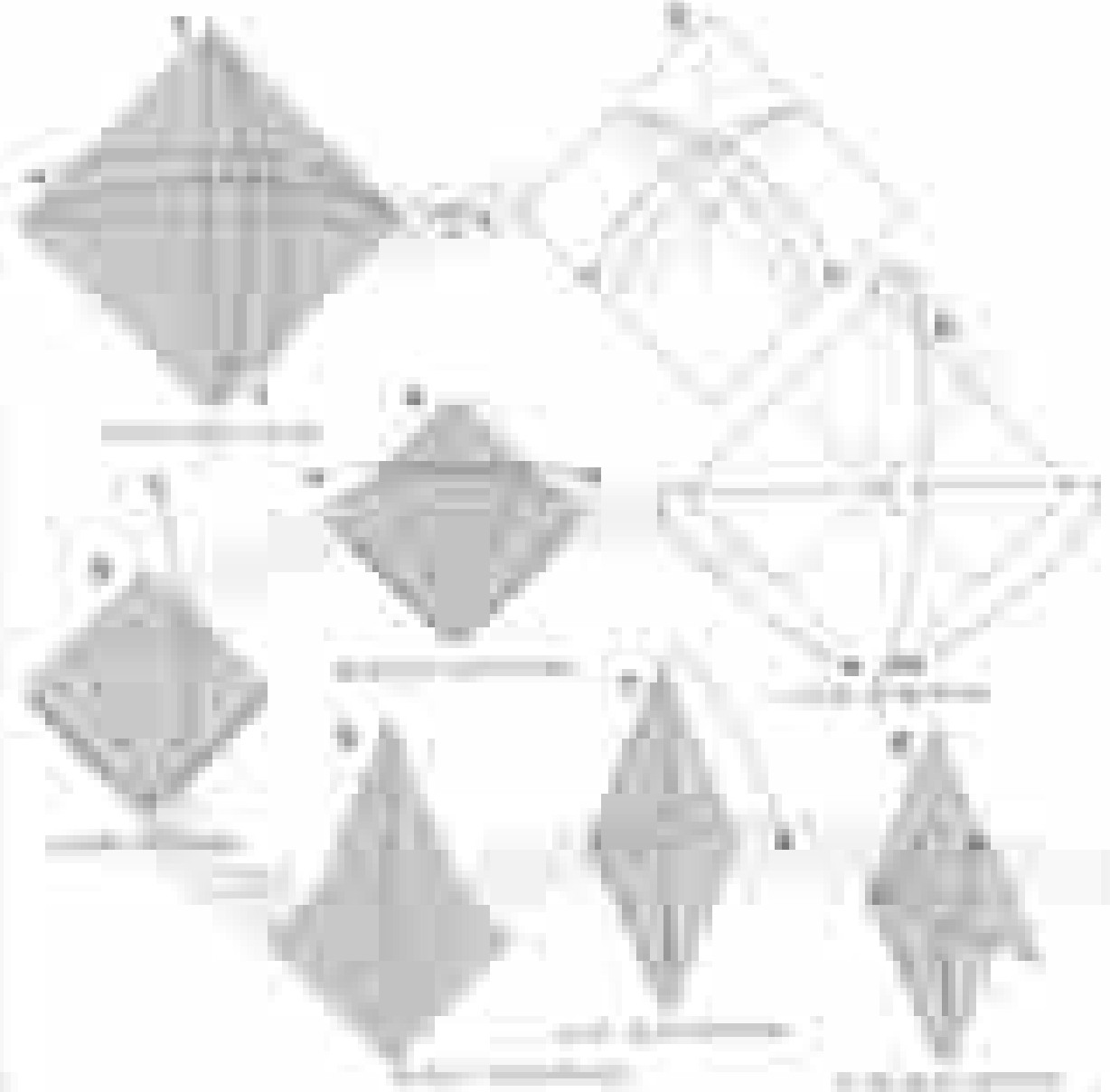


















BU








49







图例


图例 1



图例 2



图例 3




图例 4



图例 5



图例 6



图例 7




图例 8



图例 9




图例 10



图例 11




图例 12



图例 13



图例 14




图例 15




图例 16






10




10. *Pinus*

11




11. *Pinus*

12




12. *Pinus*

13




13. *Pinus*

14



14. *Pinus*

15



15. *Pinus*

16




16. *Pinus*

17



17. *Pinus*

18



18. *Pinus*

19

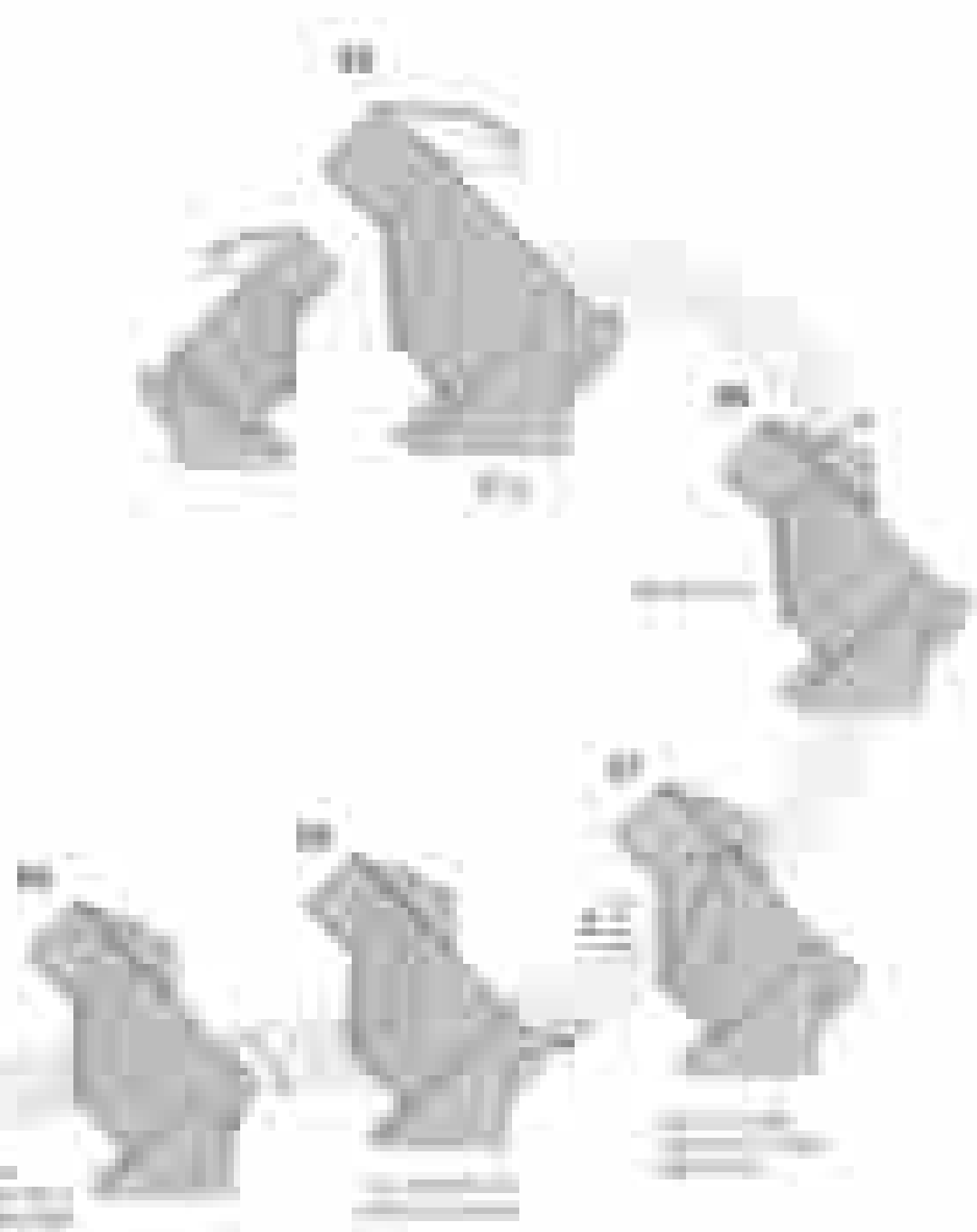


19. *Pinus*

20



20. *Pinus*



11111111
11111111
11111111

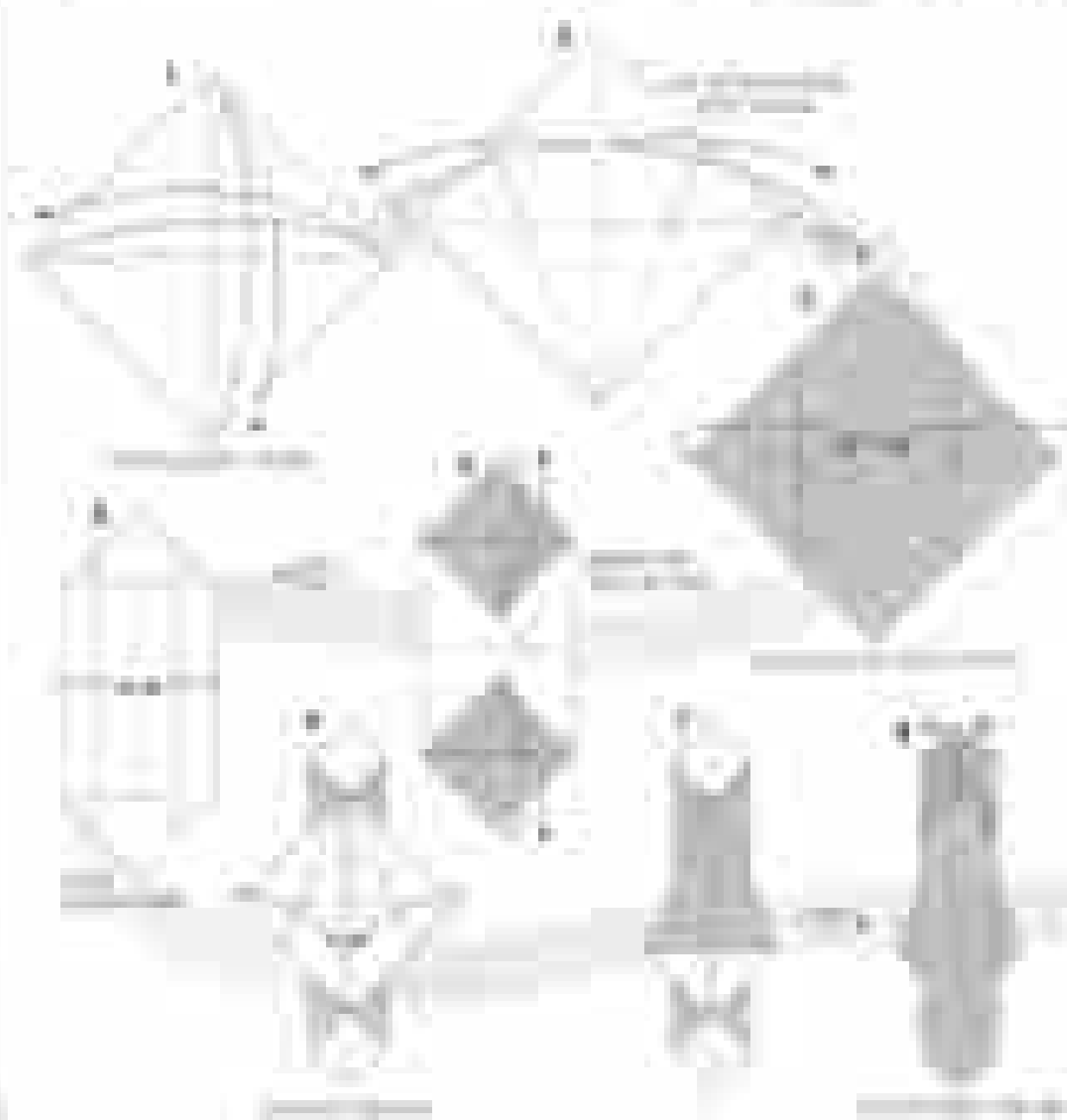
피라미드




Pyramid


원뿔의 밑면이 사각형인 경우를 가리키는 말로, 사각뿔과 구별하여 사용된다.







원뿔의 밑면이 사각형인 경우를 가리키는 말로, 사각뿔과 구별하여 사용된다.


원뿔의 밑면이 사각형인 경우를 가리키는 말로, 사각뿔과 구별하여 사용된다.

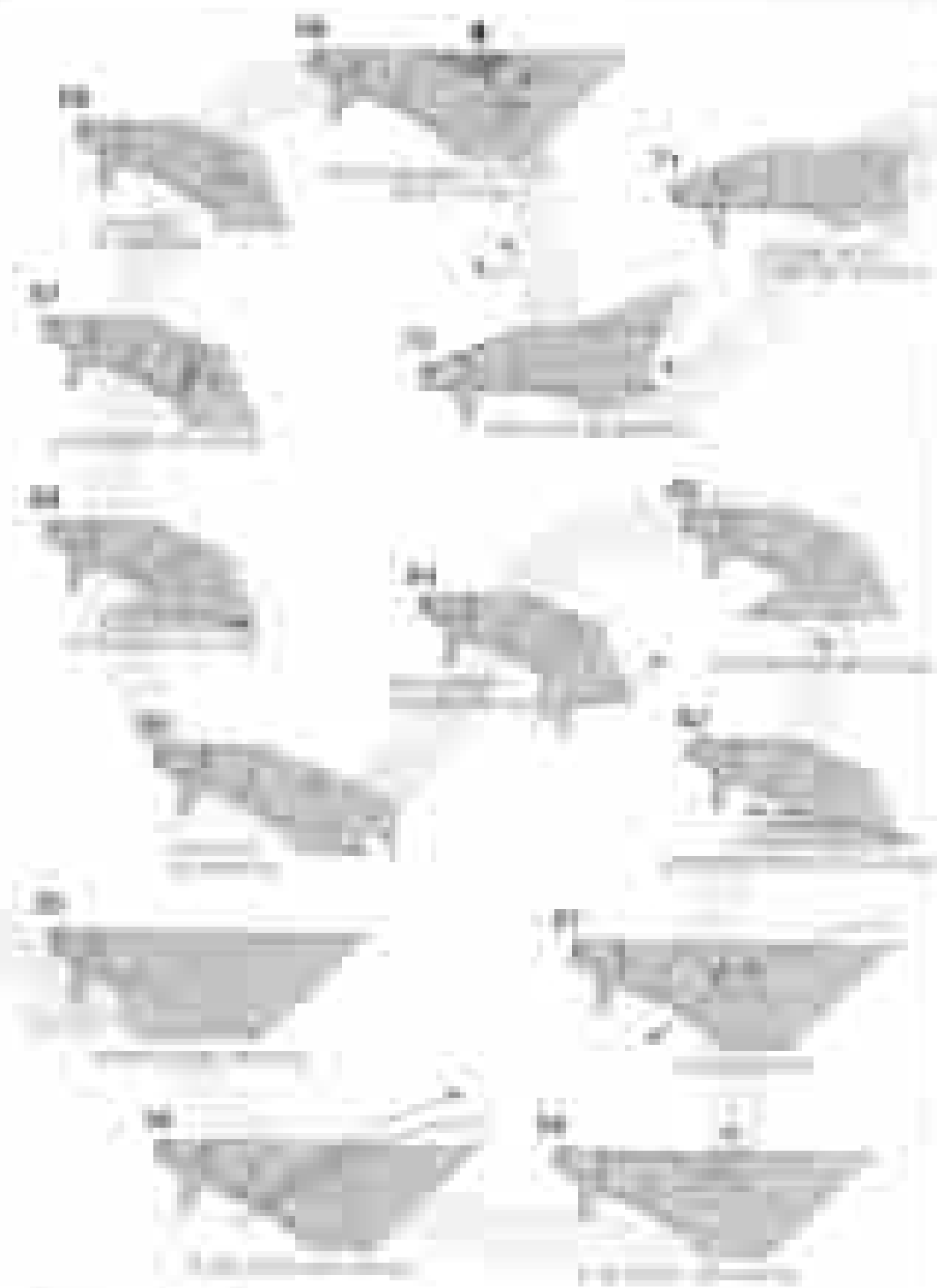





















2000

1. *...*
2. *...*
3. *...*
4. *...*








Fig. 172




Figure 1. Morphological characteristics of the bird's head and neck. 1. Dorsal view of the head; 2. Lateral view of the head; 3. Ventral view of the head; 4. Close-up of the beak; 5. Close-up of the eye; 6. Close-up of the throat; 7. Close-up of the neck; 8. Close-up of the throat; 9. Close-up of the neck; 10. Close-up of the throat; 11. Close-up of the neck; 12. Close-up of the throat; 13. Close-up of the neck; 14. Close-up of the throat; 15. Close-up of the neck.




Figure 1: A circular diagram showing a cross-section of a cell with various organelles labeled.



Figure 2: A diagram of a cell with a large central vacuole and other organelles.




Figure 3: A diagram of a cell with a large central vacuole and other organelles.




Figure 4: A diagram of a cell with a large central vacuole and other organelles.



Figure 5: A diagram of a cell with a large central vacuole and other organelles.



Figure 6: A diagram of a cell with a large central vacuole and other organelles.




Figure 7: A diagram of a cell with a large central vacuole and other organelles.



Figure 8: A diagram of a cell with a large central vacuole and other organelles.



Figure 9: A diagram of a cell with a large central vacuole and other organelles.



Figure 10: A diagram of a cell with a large central vacuole and other organelles.



Figure 11: A diagram of a cell with a large central vacuole and other organelles.






Figure 12: A diagram of a cell with a large central vacuole and other organelles.



100 **FIGURE 10-10**

















이프린 하우스

이프린 하우스






이프린 하우스

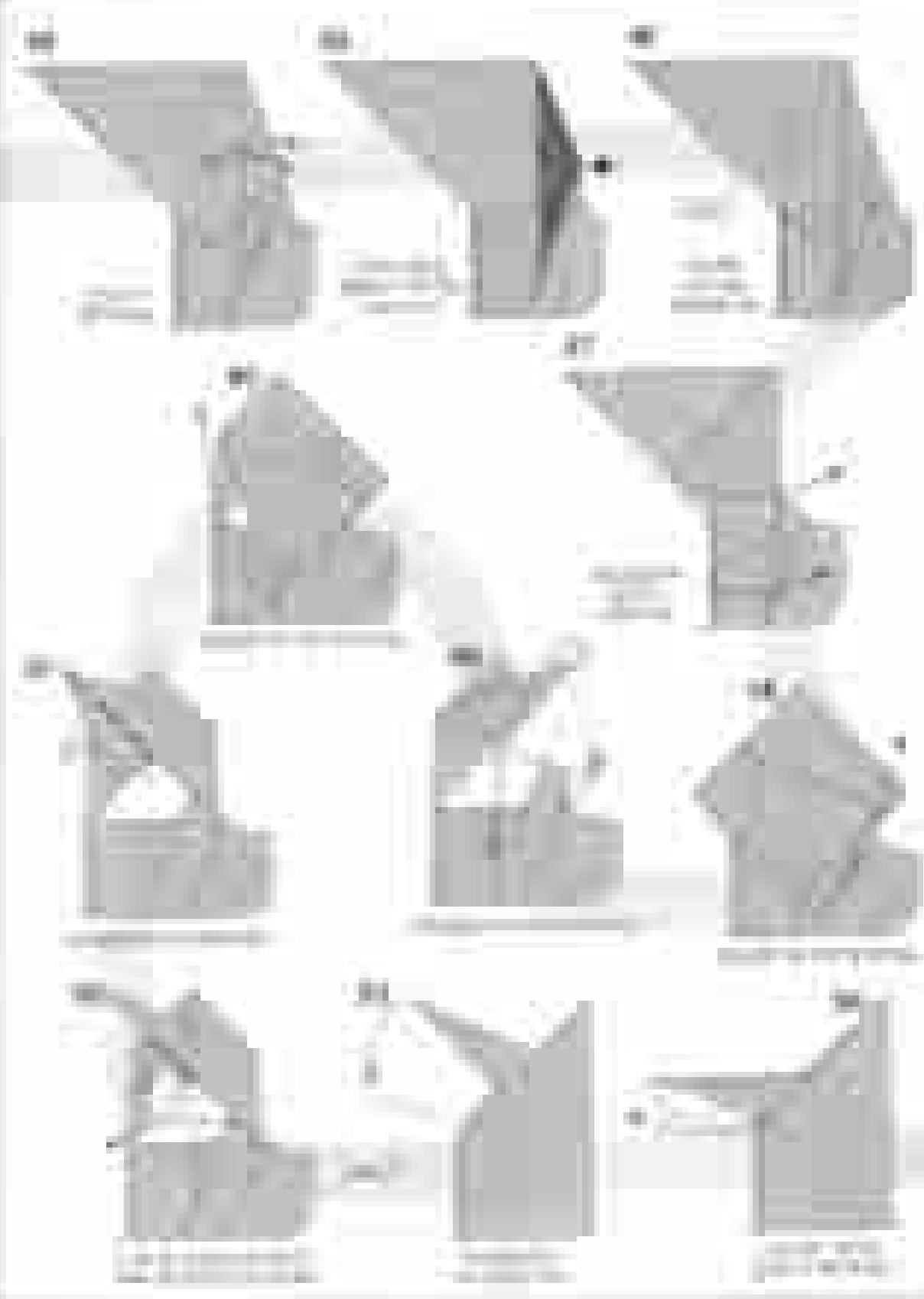







500

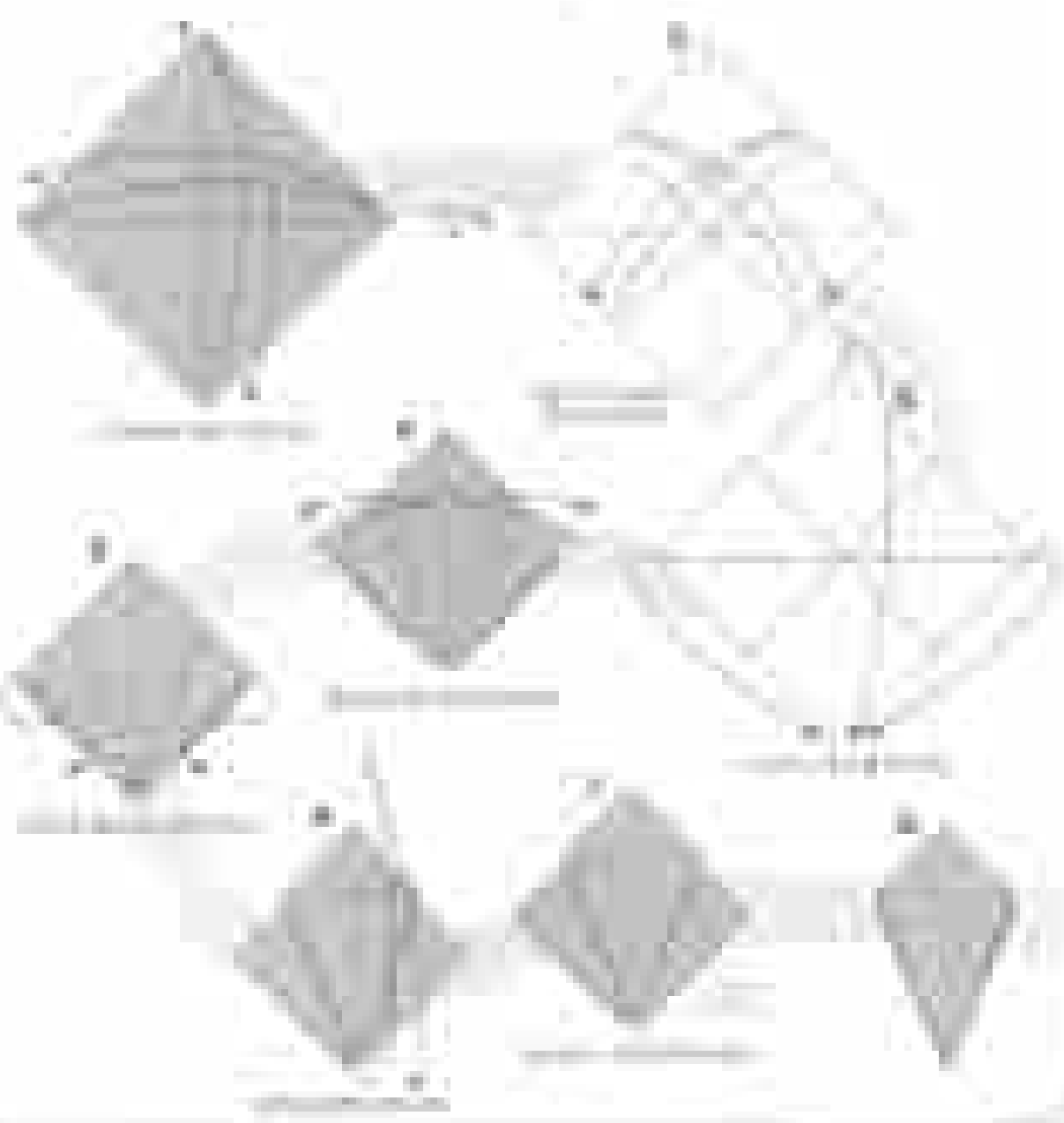








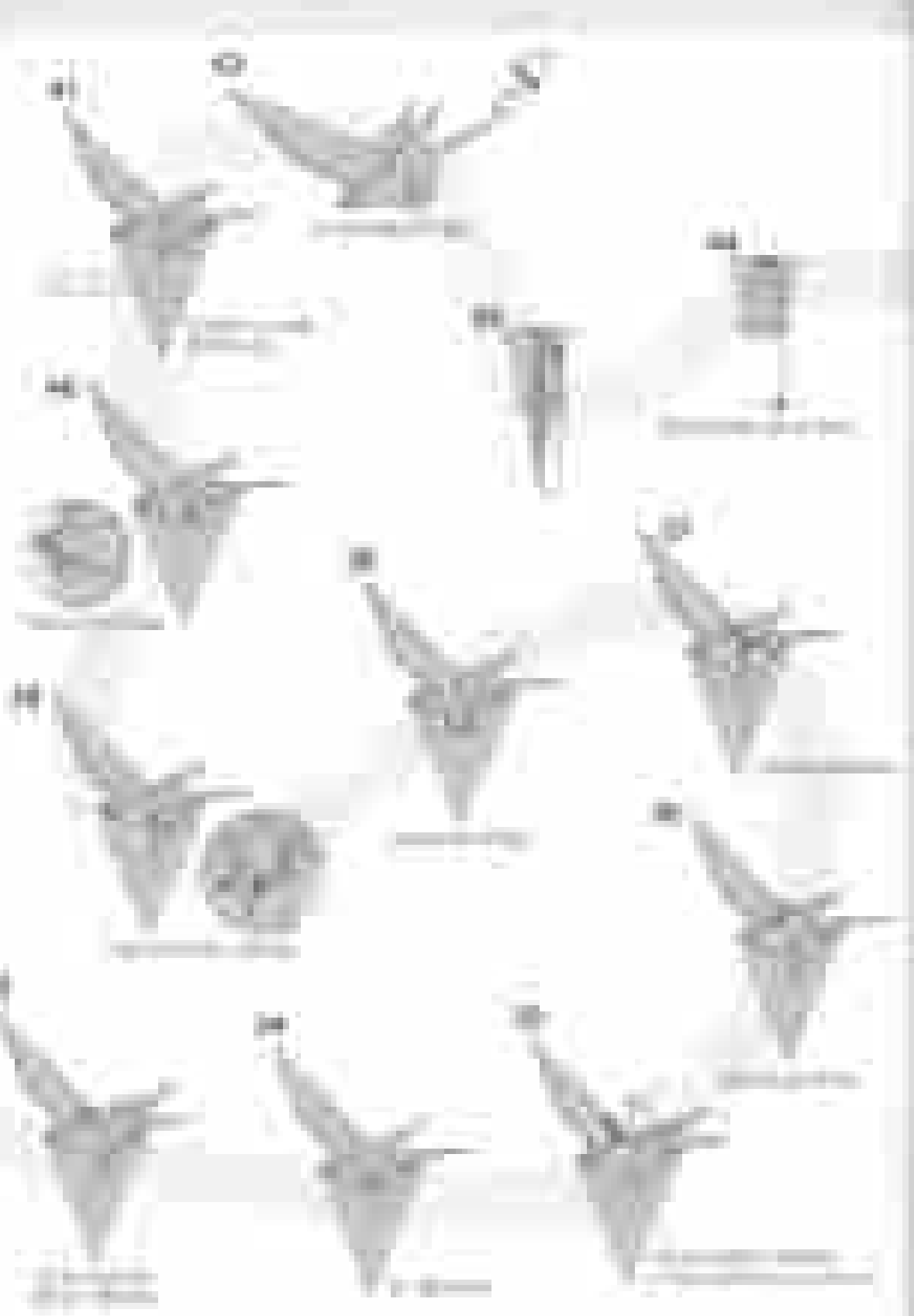
다도지포도밭


1. 다도지포도밭의 위치
 2. 다도지포도밭의 면적
 3. 다도지포도밭의 수확량
 4. 다도지포도밭의 생산량











다이나믹스 M

다이나믹스 M은 현대자동차의 최첨단 기술을 집약한 고성능 차량입니다.

다이나믹스 M은 현대자동차의 최첨단 기술을 집약한 고성능 차량입니다.

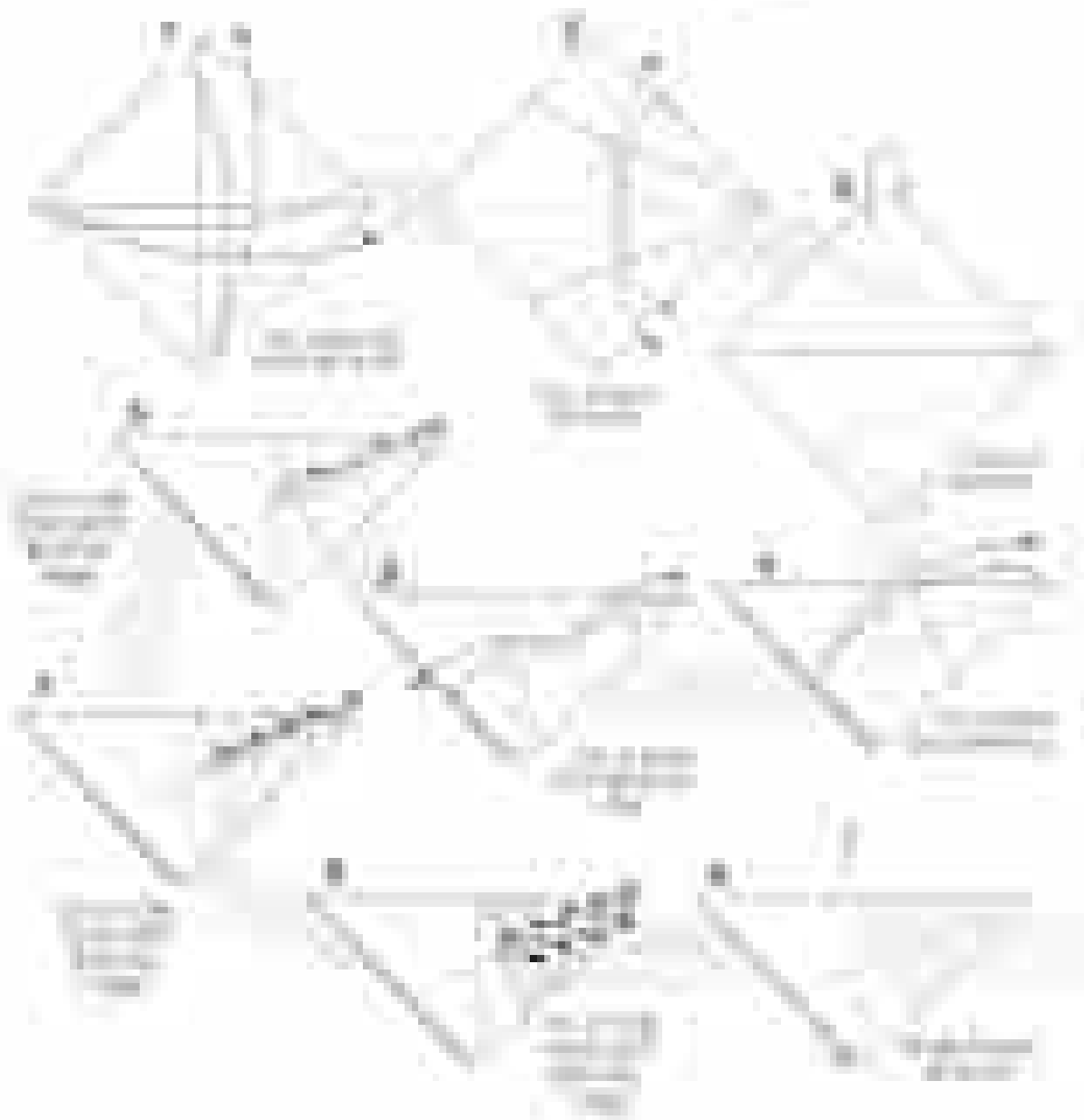

다이나믹스 M은 현대자동차의 최첨단 기술을 집약한 고성능 차량입니다.

다이나믹스 M은 현대자동차의 최첨단 기술을 집약한 고성능 차량입니다.



다이나믹스 M은 현대자동차의 최첨단 기술을 집약한 고성능 차량입니다.

다이나믹스 M은 현대자동차의 최첨단 기술을 집약한 고성능 차량입니다.

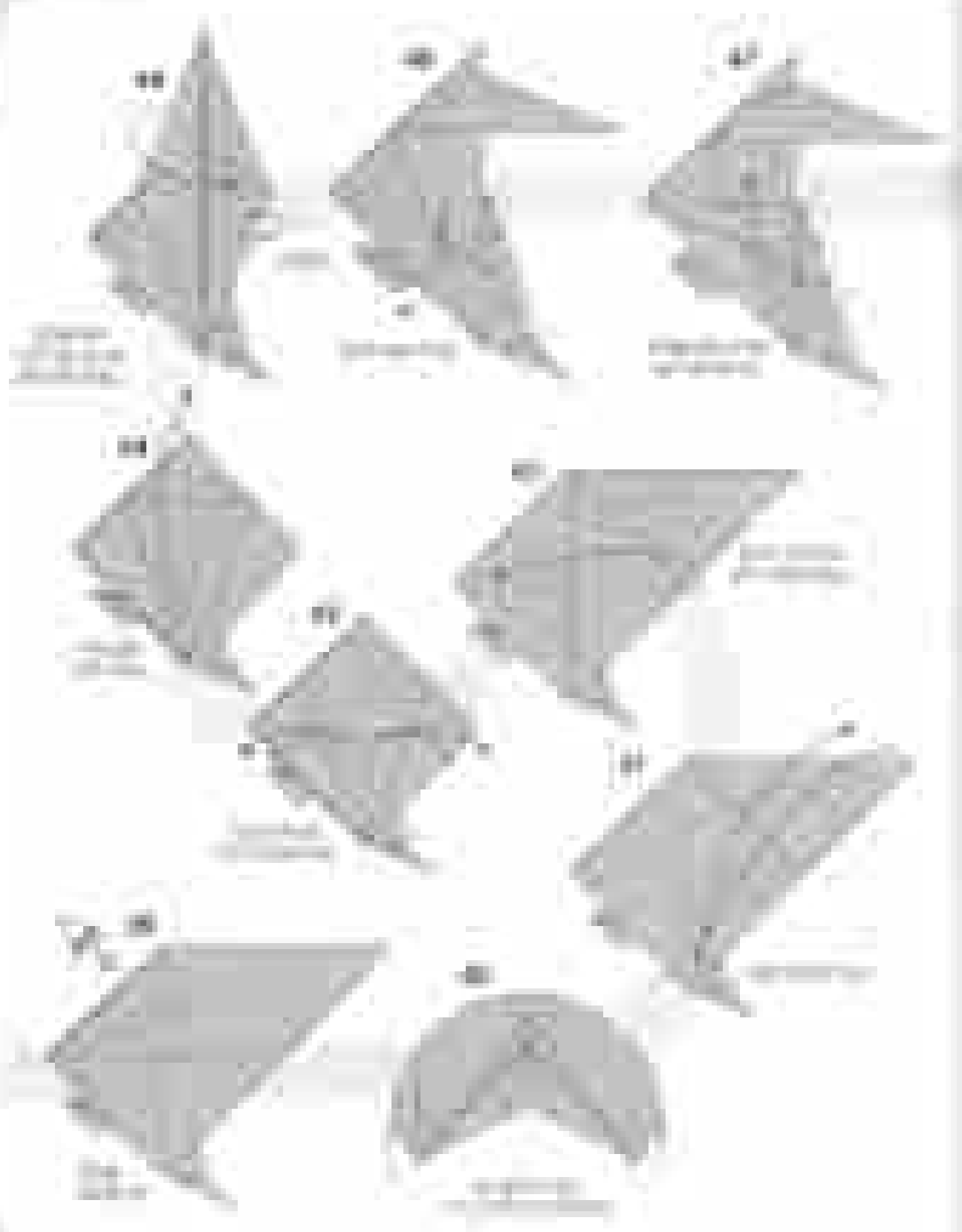
다이나믹스 M은 현대자동차의 최첨단 기술을 집약한 고성능 차량입니다.







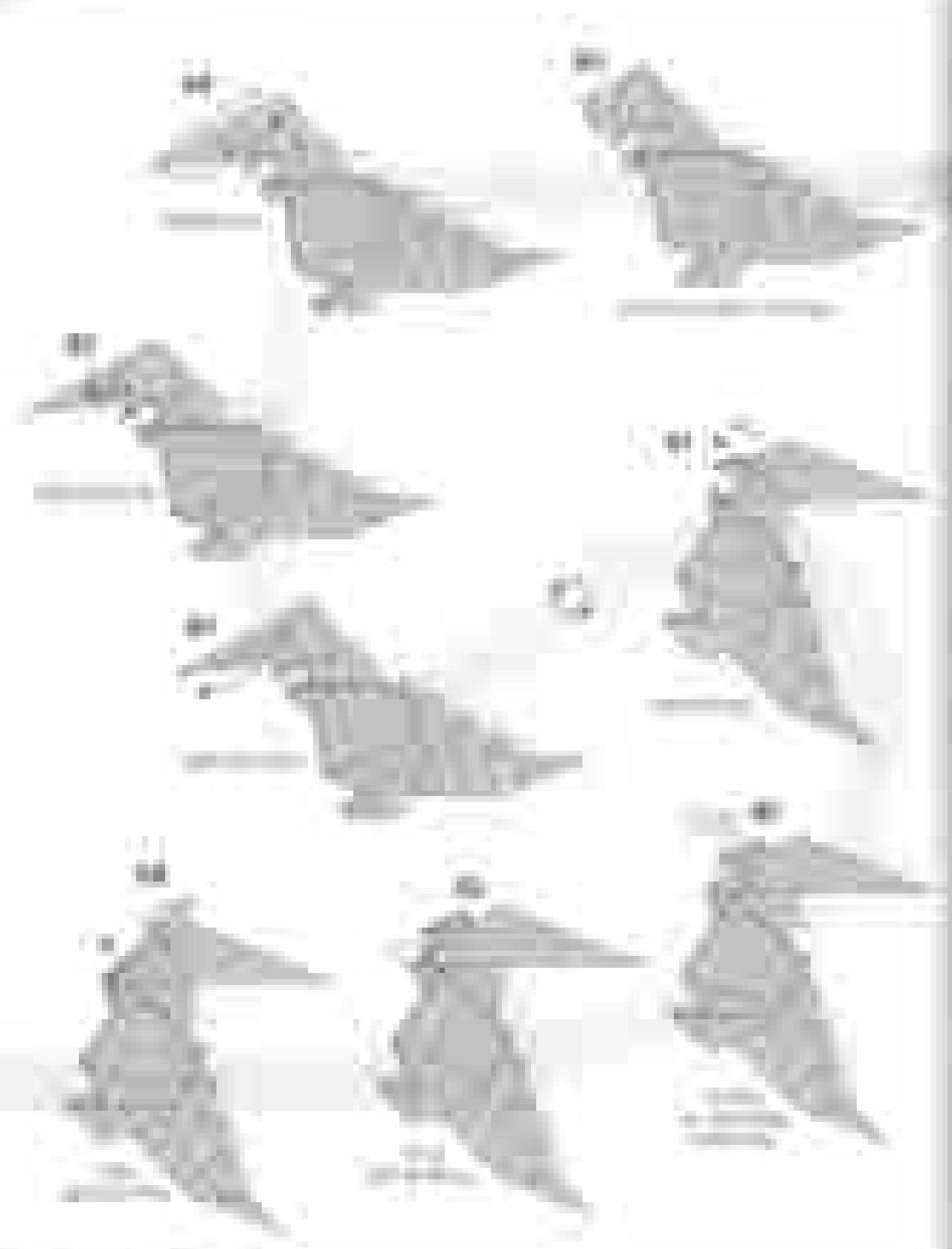














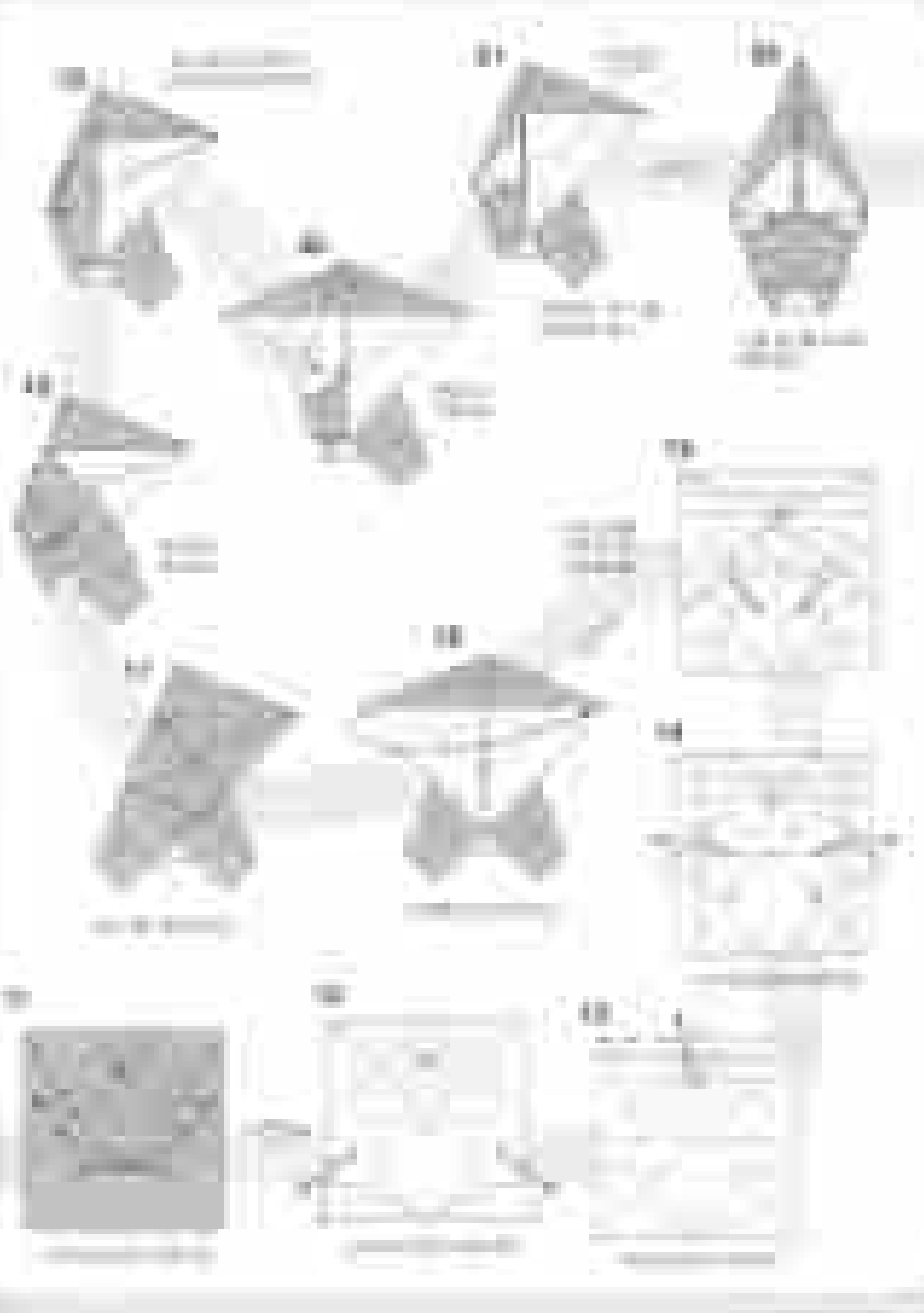












대안 2


2010년 1월 1일부터 시행되는
신규 세법 개정안

주요 내용
1. 법인세율 22%로 인하
2. 법인세 과세표준에 대한
감면 확대











Small conical hat




Medium conical hat




Large conical hat



Very large conical hat



Small conical hat




Medium conical hat




Large conical hat



Very large conical hat



Small conical hat



Medium conical hat



Large conical hat




Very large conical hat

111




111

112




112

113




113

114




114

115




115

116




116

117




117

118




118

119










119

120



120





272



273



274



275



276



277



278

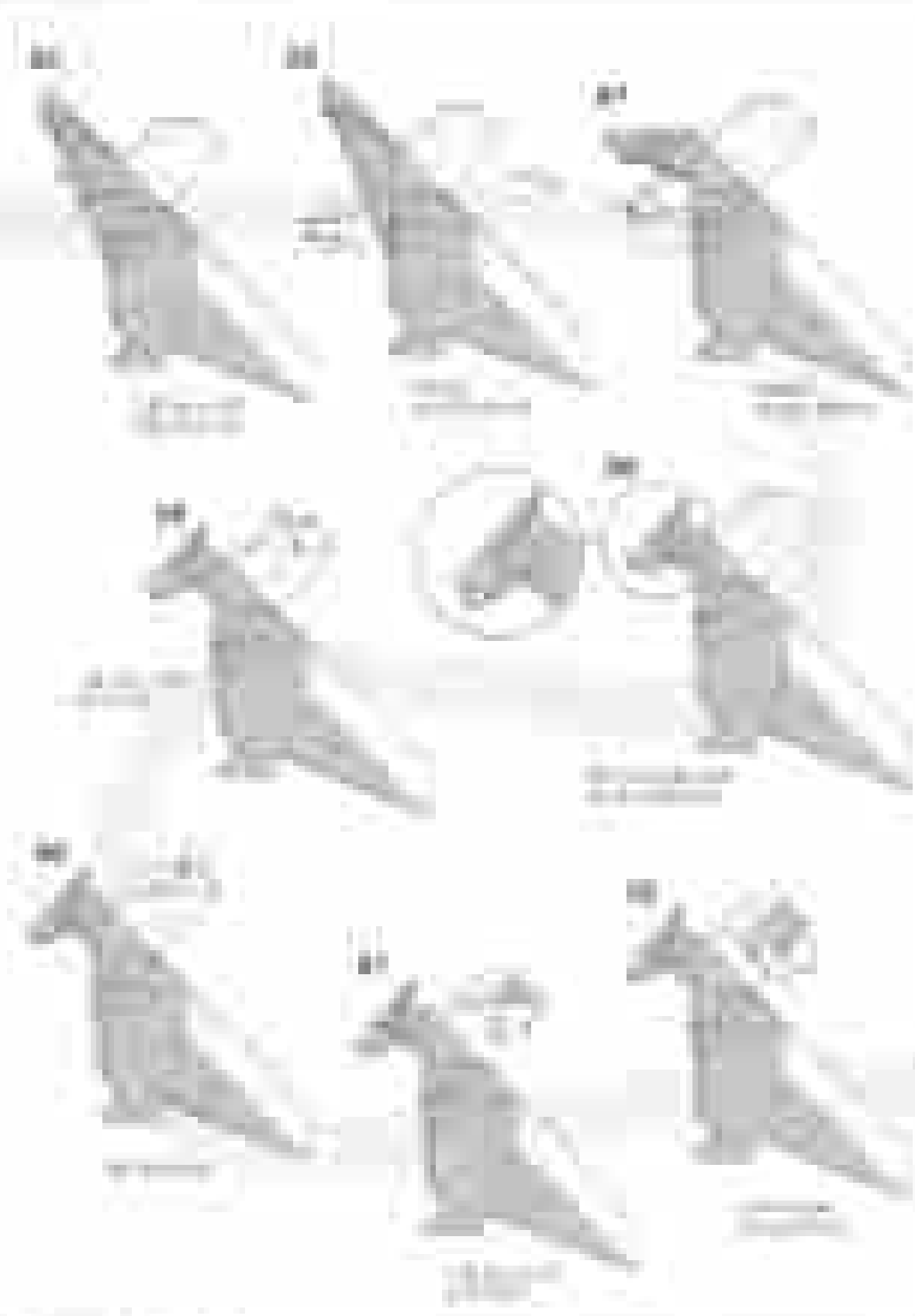



279



280







1. 100%

2. 100%

3. 100%

4. 100%

5. 100%

6. 100%



7. 100%


8. 100%


9. 100%

建築設計

建築設計の重要性
建築設計は、建築物の外観だけでなく、内部の空間設計や機能性も考慮する必要があります。また、環境に優しい設計や、持続可能な建築を目指すことも重要です。







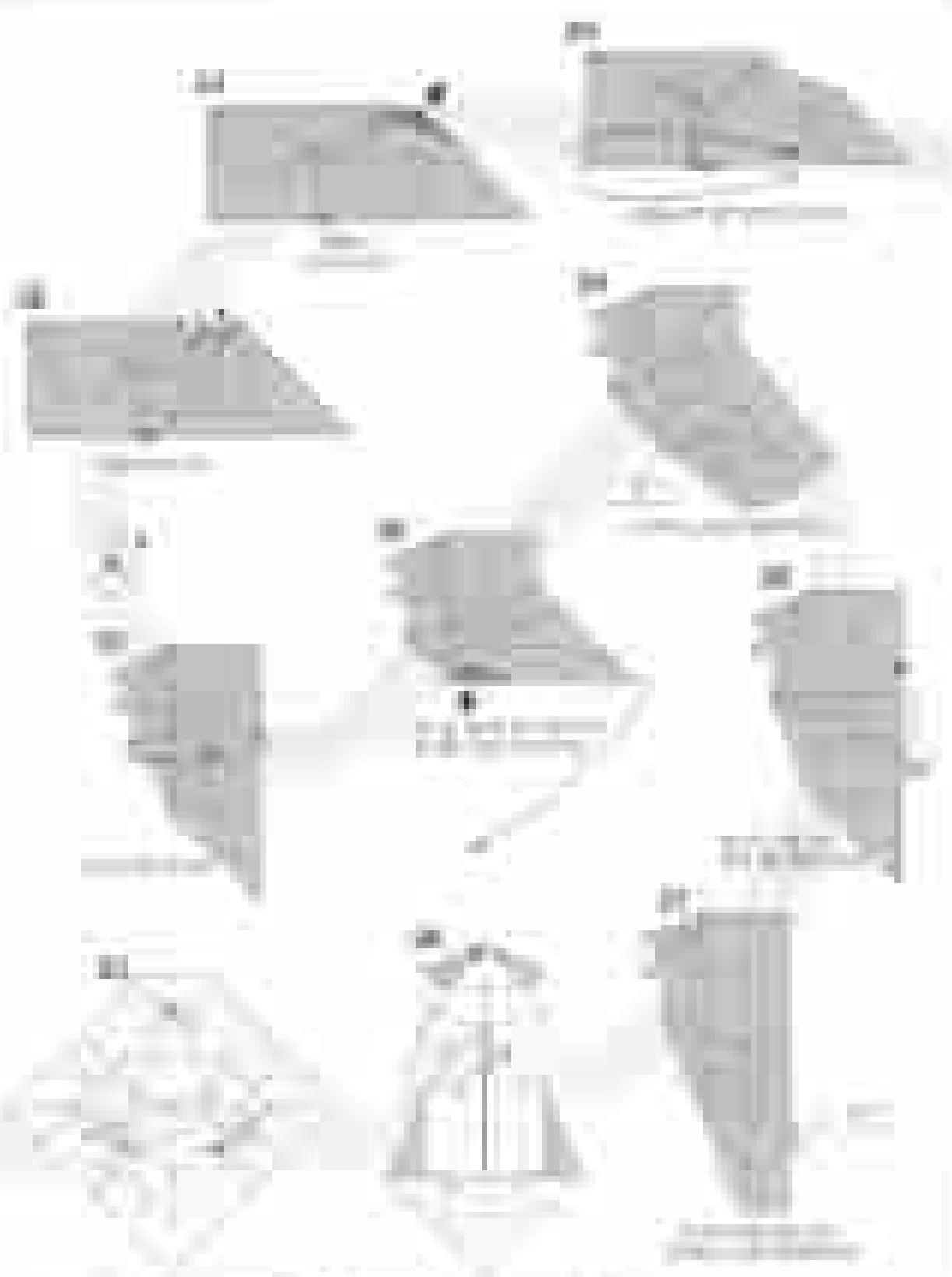
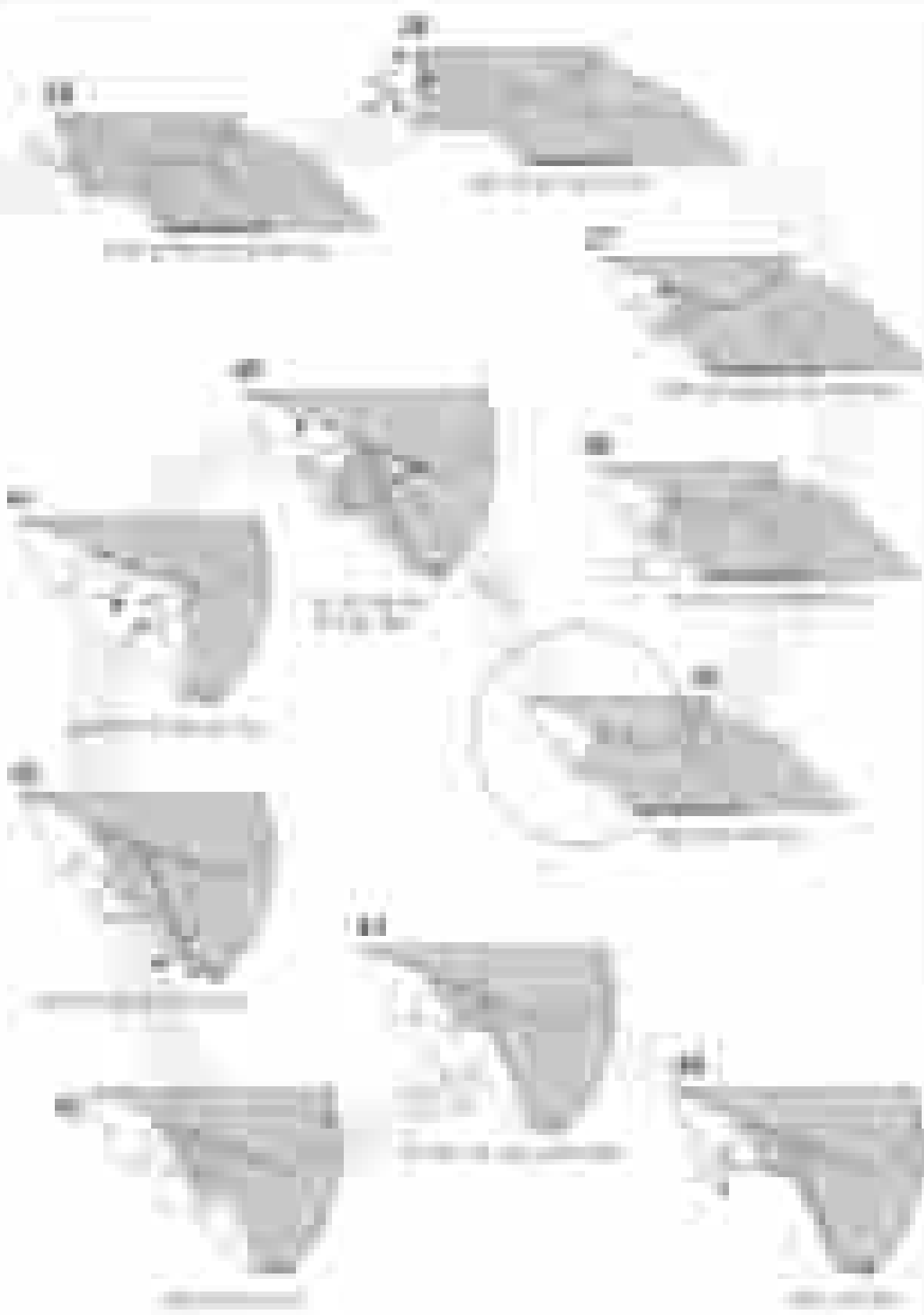



Figure 10-10. Various types of gears and shafts.











Figure 1. Illustrations of various writing postures.

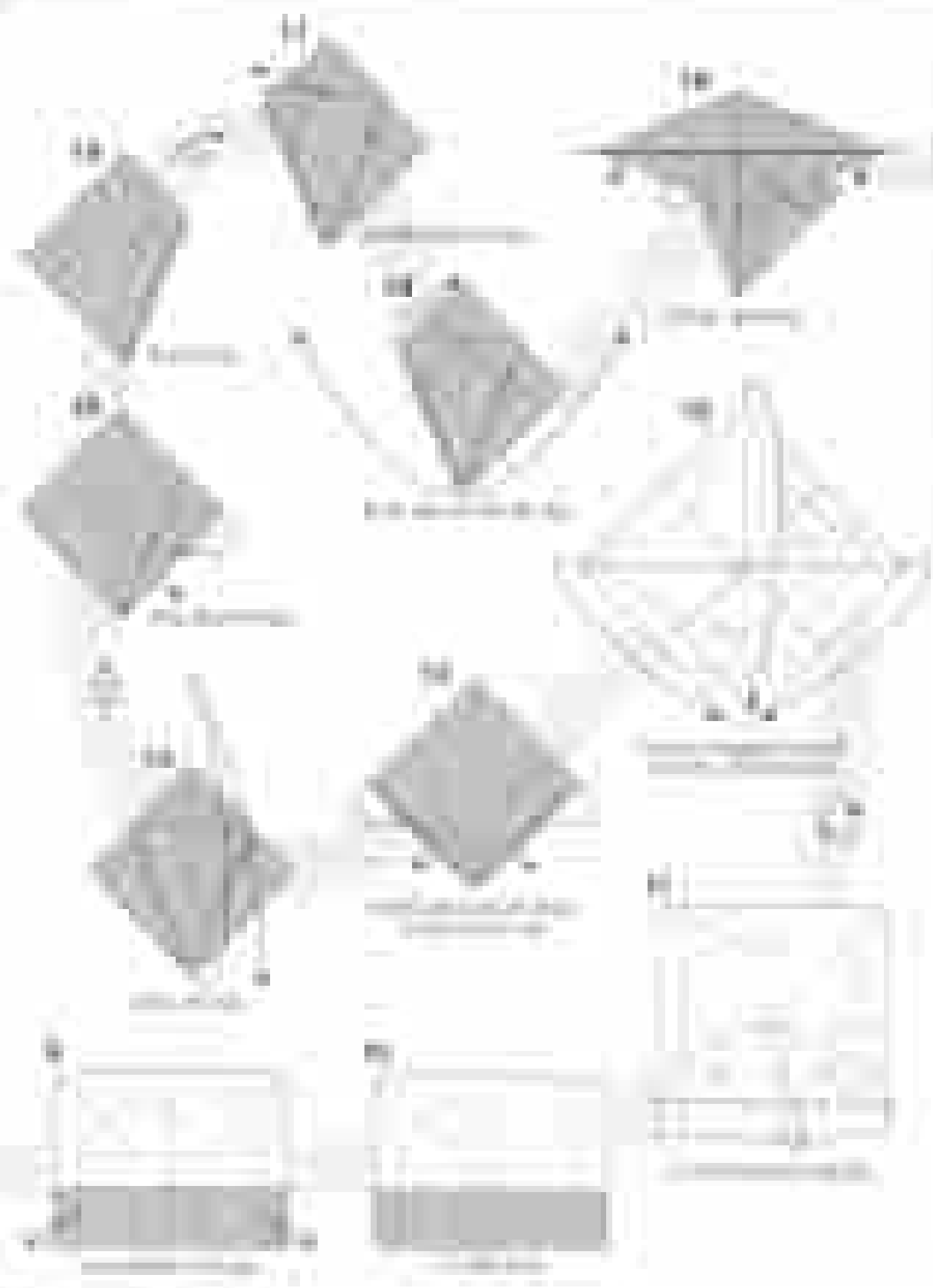





포크레인 Ver. 2


FORK LIFT




FORK LIFT
FORK LIFT
FORK LIFT





























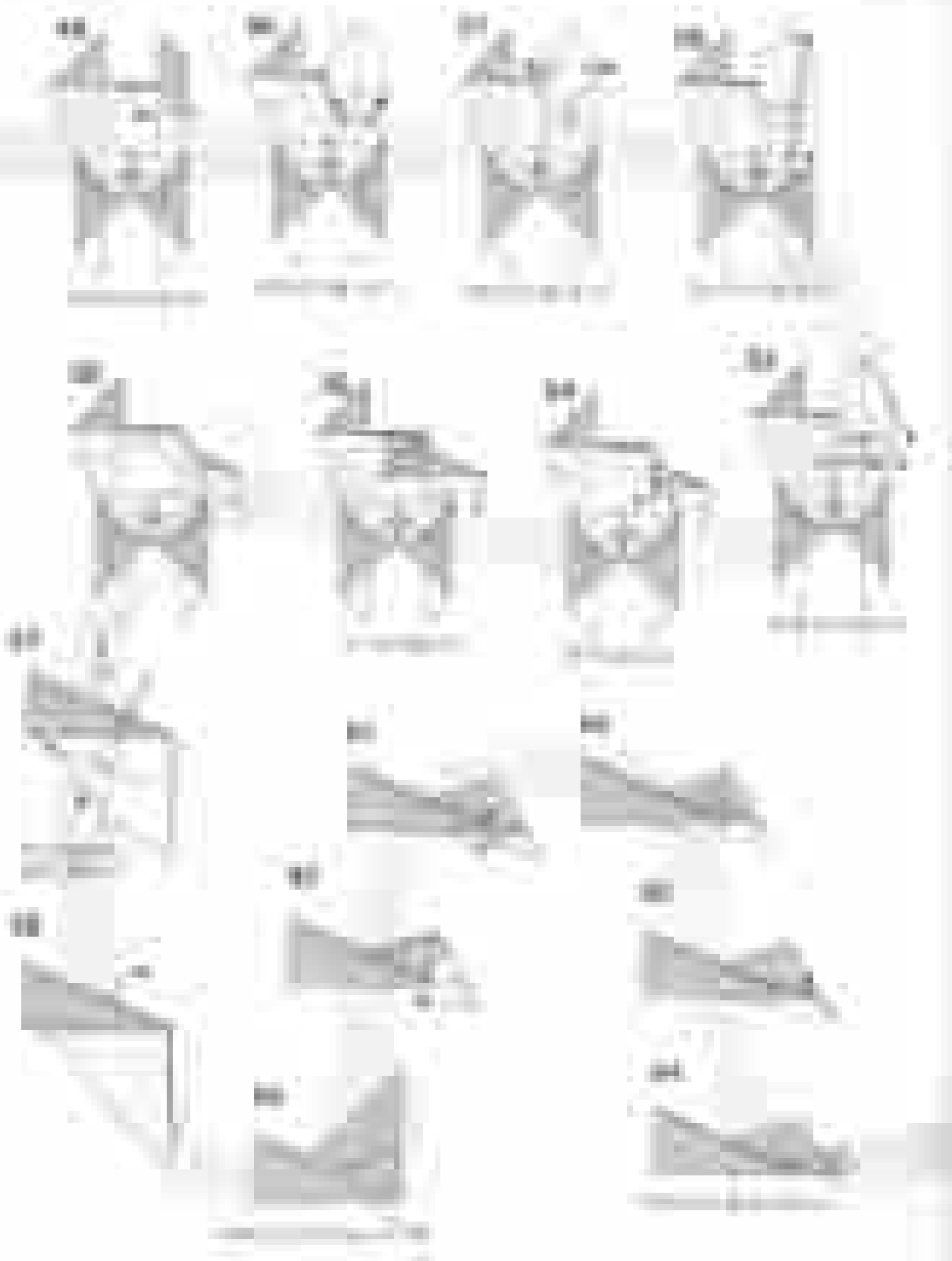


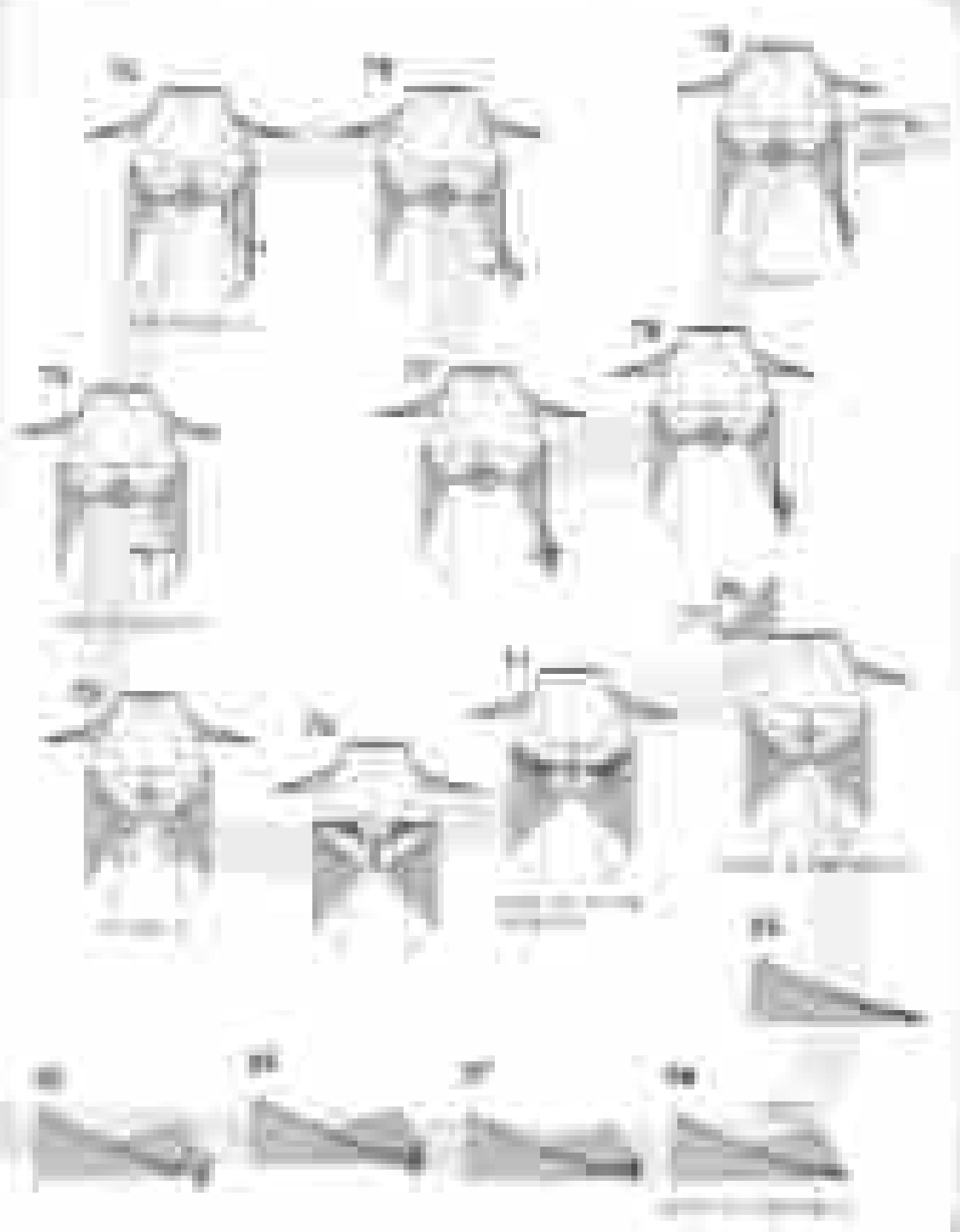



















100



101



102



103



104



105



106



107



108



109



110



111



112



정성모

1970년 11월 15일 (음력 10월 15일) 서울 출생

1991년 서울대학교 미술대학 미술학부 졸업

1993년 서울대학교 미술대학 미술학부 졸업

1995년 서울대학교 미술대학 미술학부 졸업

1997년 서울대학교 미술대학 미술학부 졸업

1999년 서울대학교 미술대학 미술학부 졸업

2001년 서울대학교 미술대학 미술학부 졸업

2003년 서울대학교 미술대학 미술학부 졸업

2005년 서울대학교 미술대학 미술학부 졸업

2007년 서울대학교 미술대학 미술학부 졸업

2009년 서울대학교 미술대학 미술학부 졸업

2011년 서울대학교 미술대학 미술학부 졸업

2013년 서울대학교 미술대학 미술학부 졸업

2015년 서울대학교 미술대학 미술학부 졸업

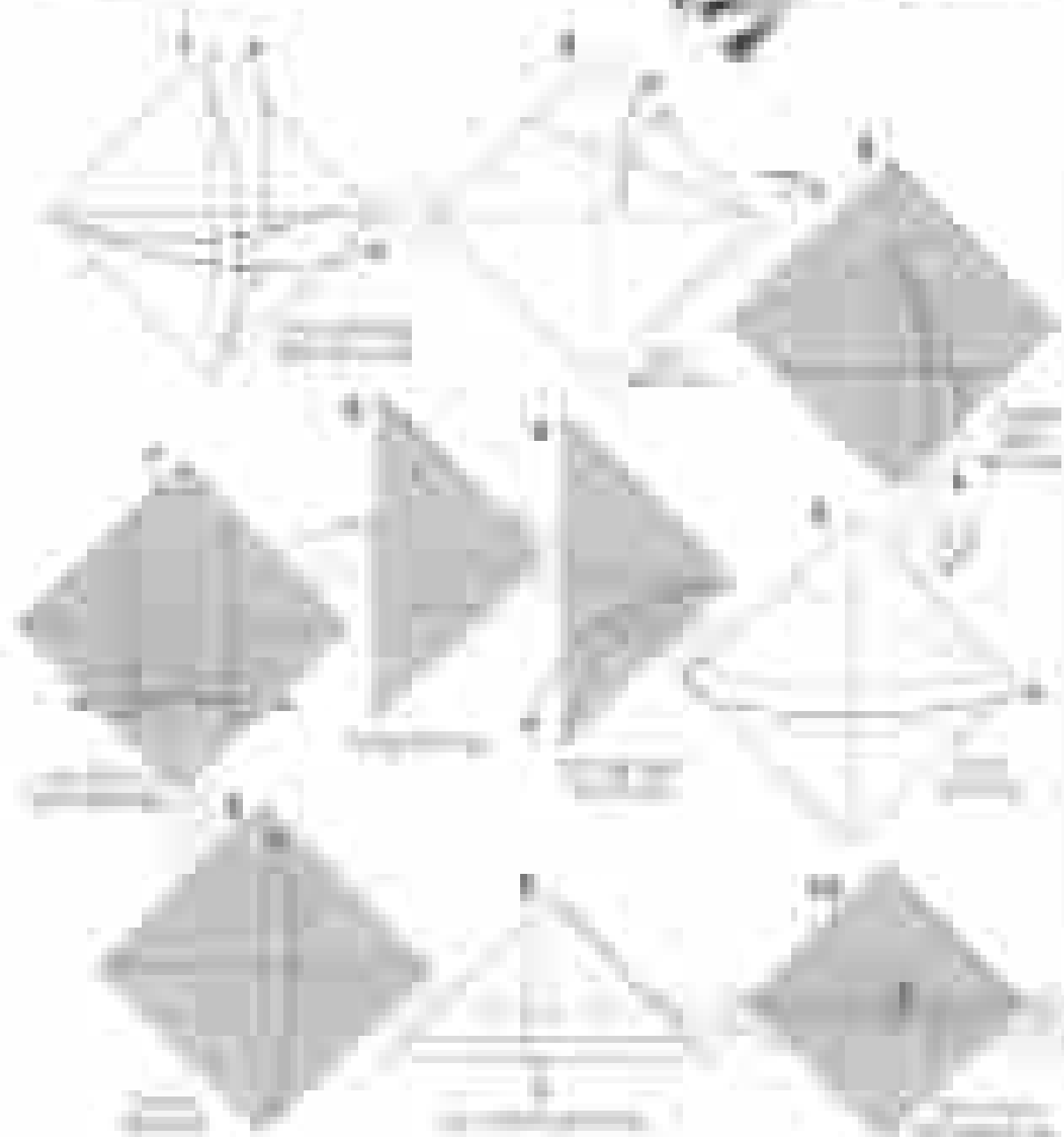
2017년 서울대학교 미술대학 미술학부 졸업

2019년 서울대학교 미술대학 미술학부 졸업

2021년 서울대학교 미술대학 미술학부 졸업

2023년 서울대학교 미술대학 미술학부 졸업

2025년 서울대학교 미술대학 미술학부 졸업



117



118




119



120



121



122




123




124



125




126




127



128





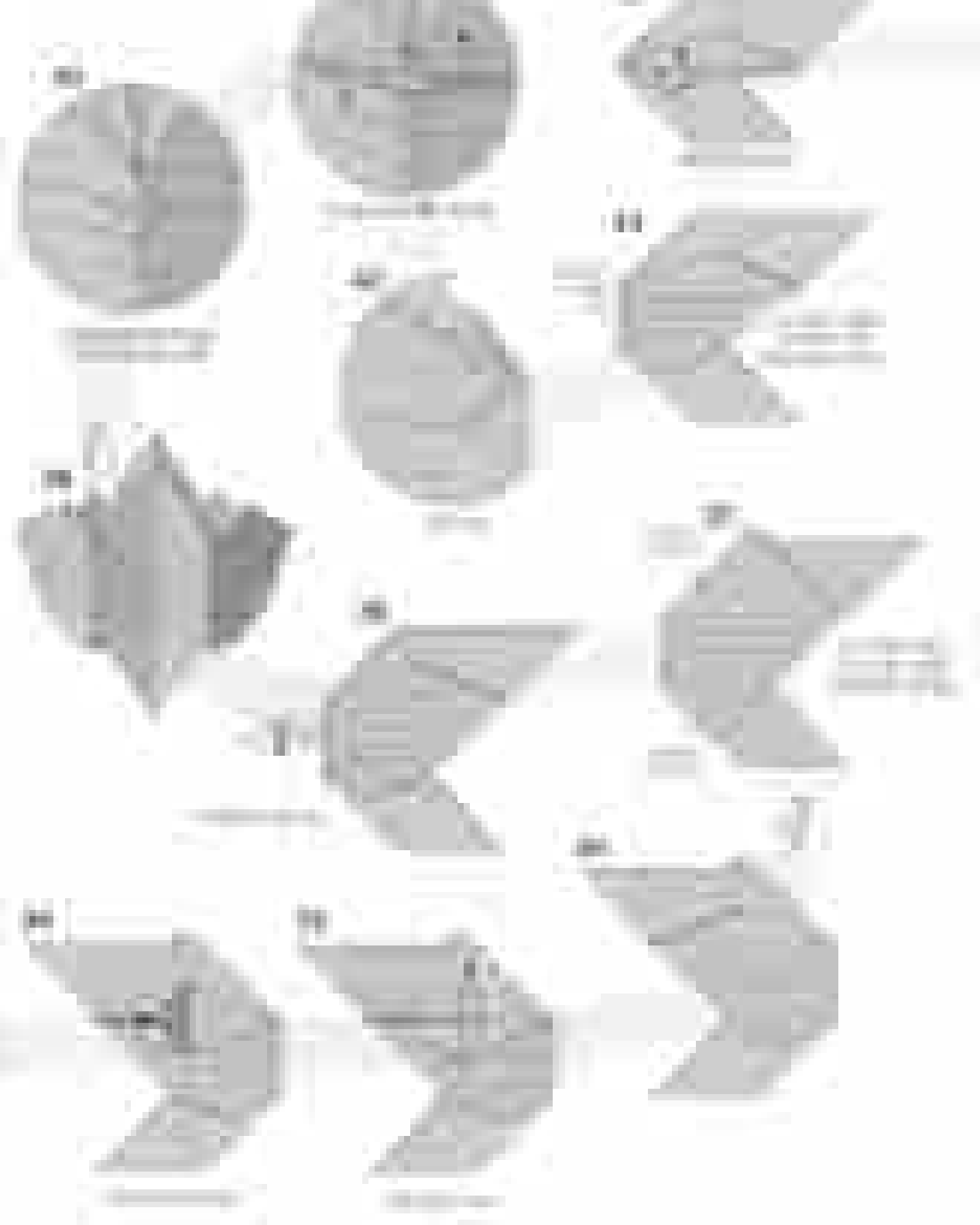





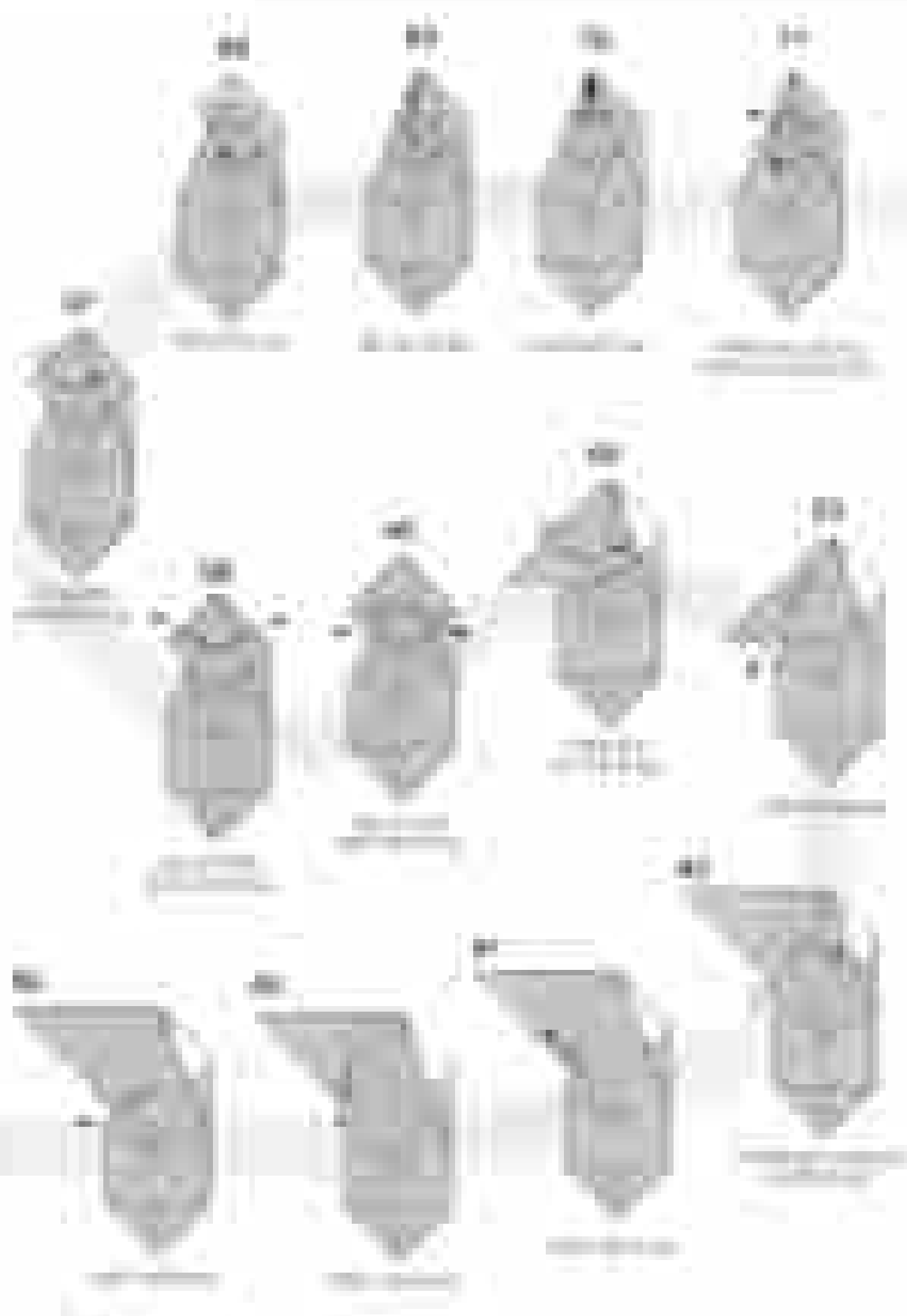












Figure 1. Chair types used in the study.







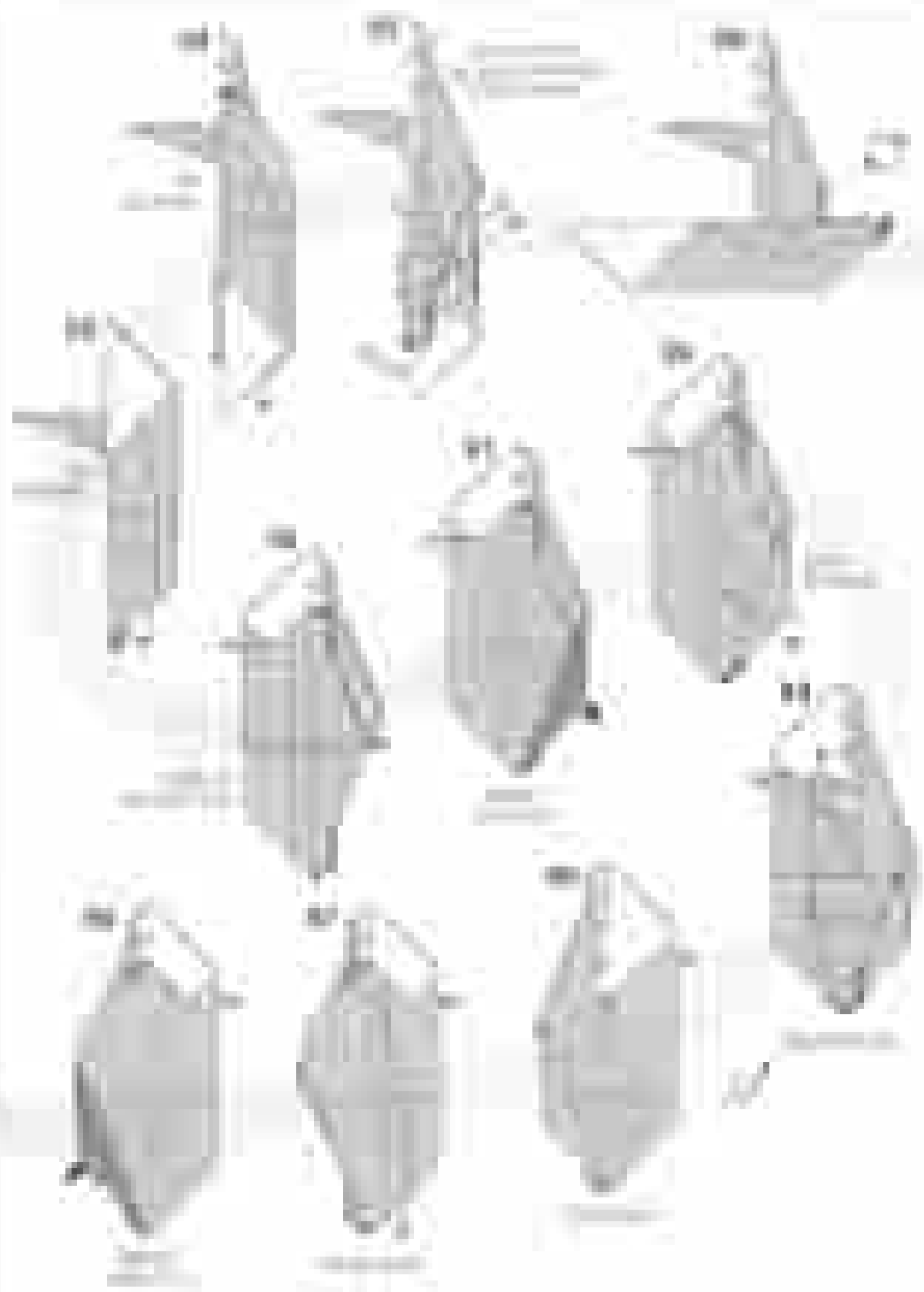




Figure 10-10
Right circular cone




Figure 10-11
Right circular cone



Figure 10-12
Right circular cone



Figure 10-13
Right circular cone



Figure 10-14
Right circular cone



Figure 10-15
Sphere



Figure 10-16
Right circular cone





Figure 10-17
Right circular cone



Figure 10-18
Right circular cone






140




141




142




143




144




145




146



147



148




149




150

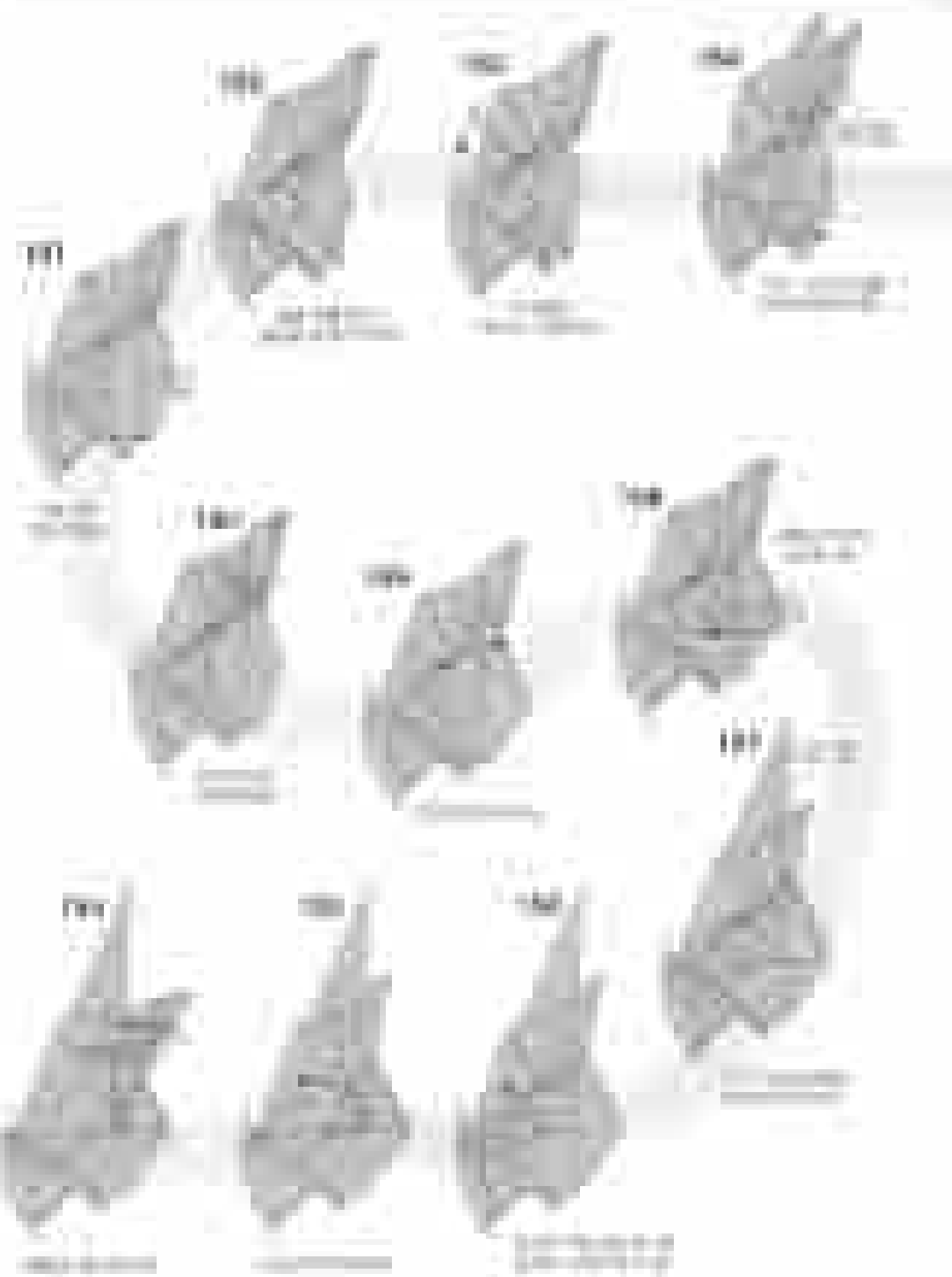


151



152







114

115


116

117

118

119

120



121

122

123

124

125

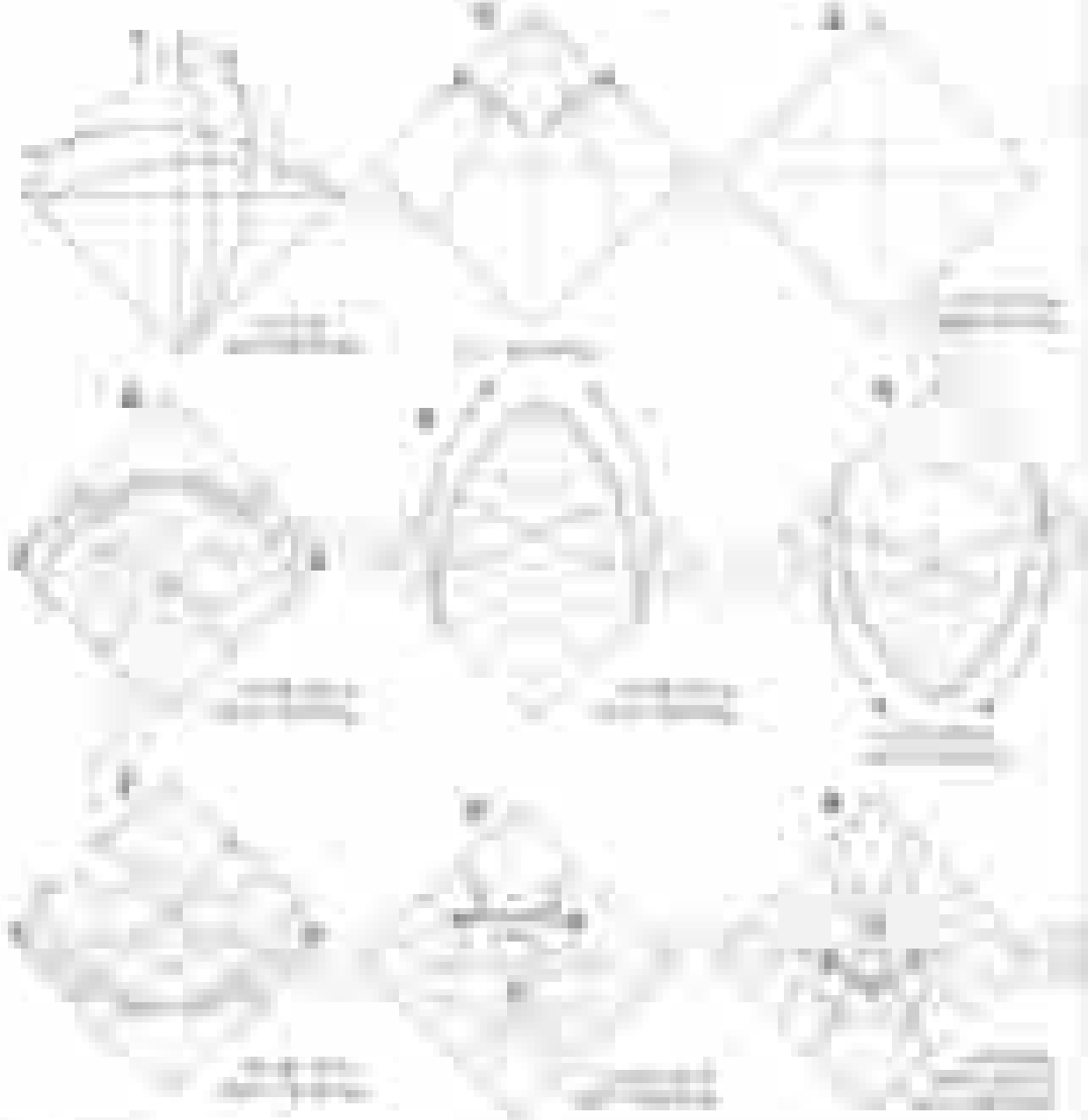

126


127

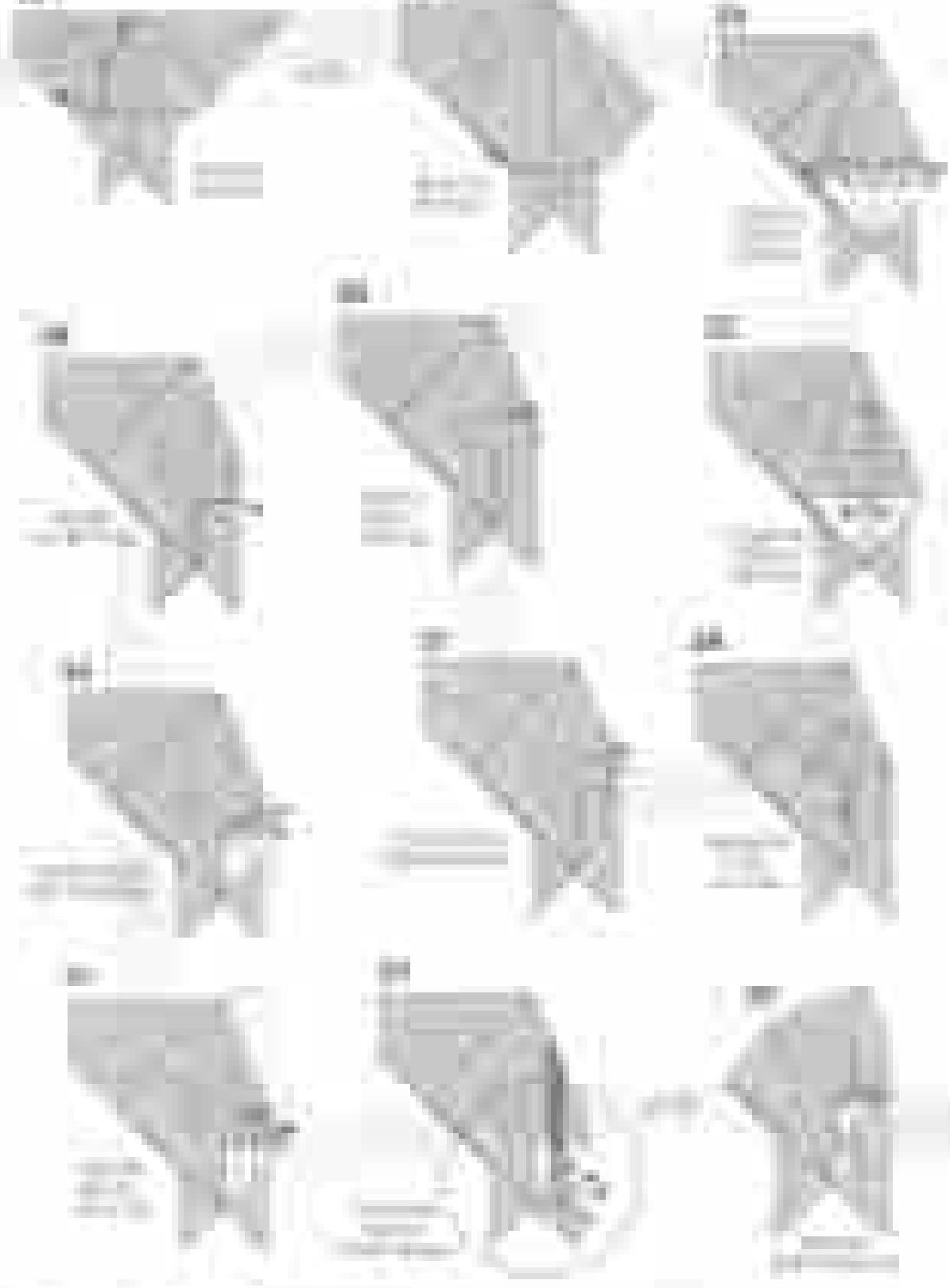
128

인형시우루스

인형시우루스는
인형의 몸통을
시우루스의 몸통
과 결합한
인형의 시우루스
인형의 시우루스
인형의 시우루스

















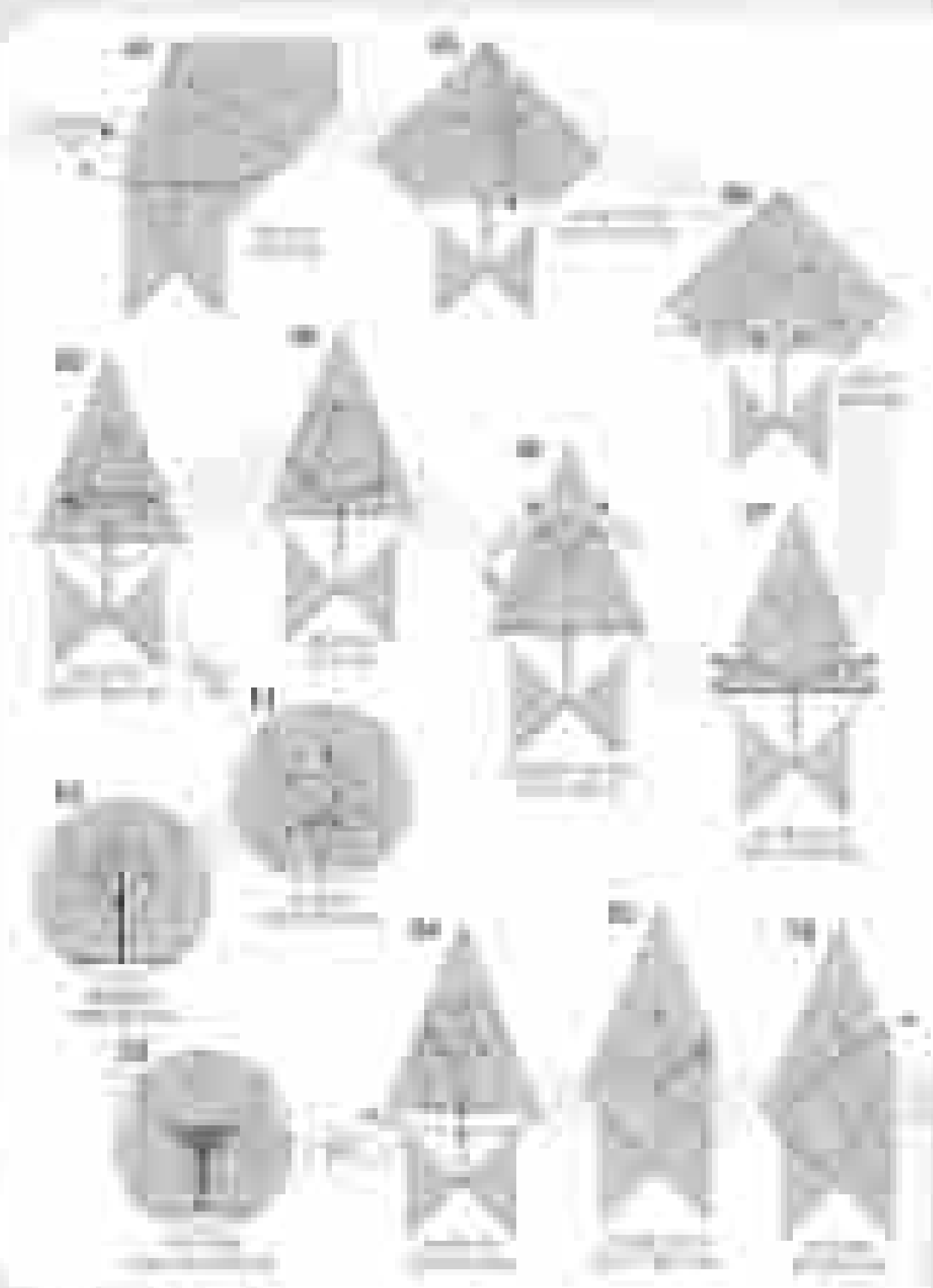
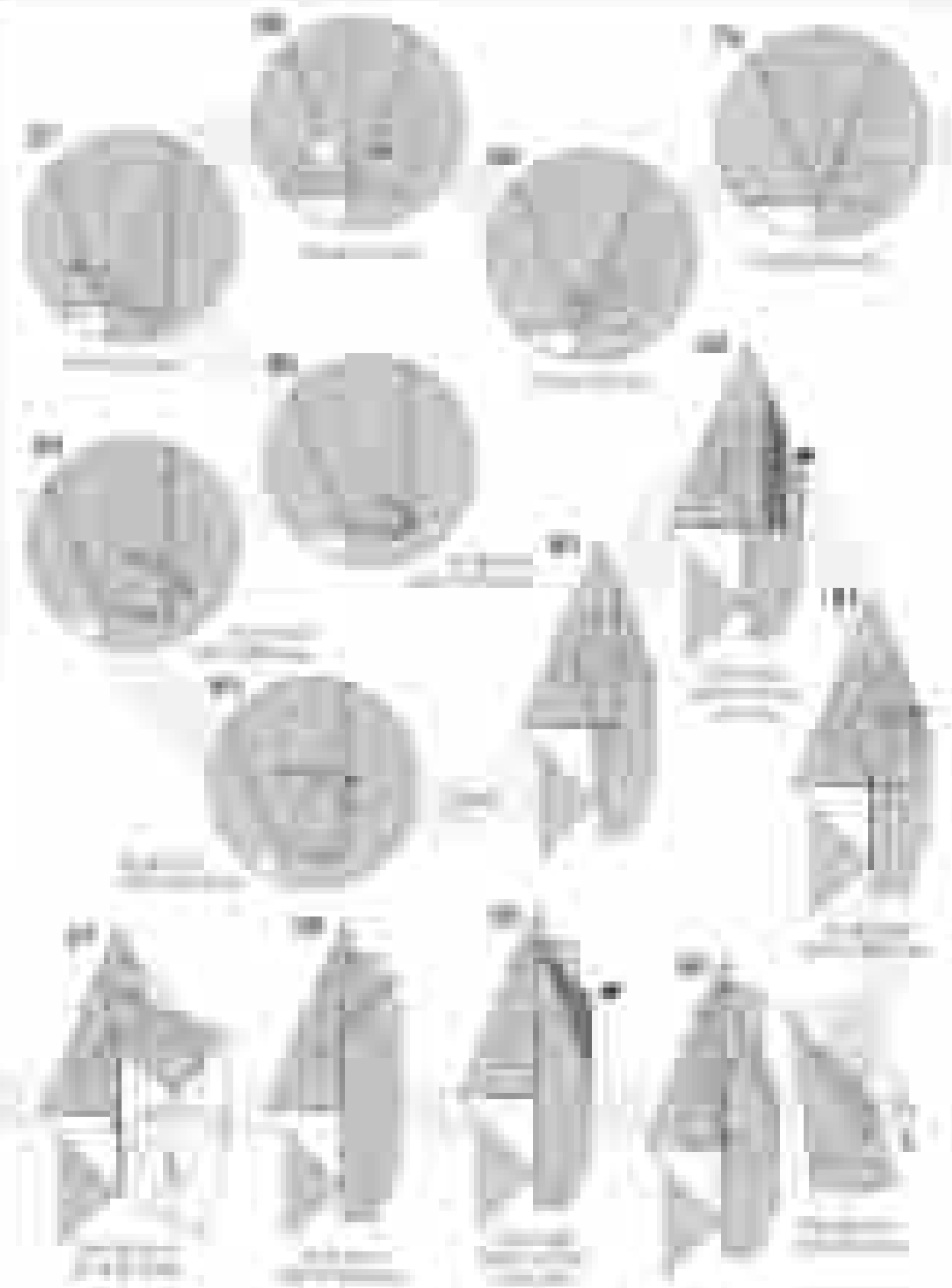
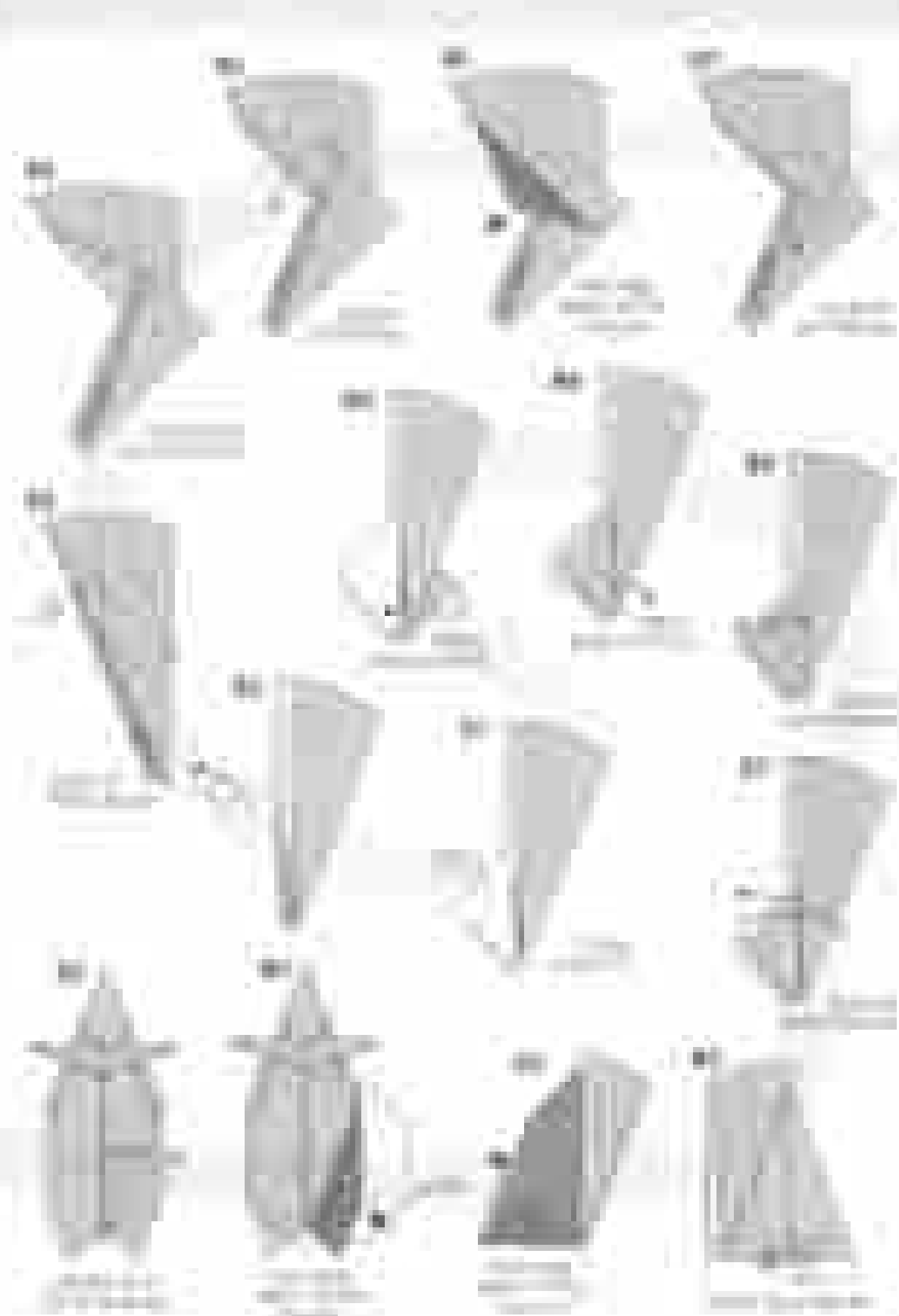














Figure 1. Geometry of the plate with a hole. Figure 2. Mesh of the plate with a hole. Figure 3. Mesh of the plate with a hole. Figure 4. Mesh of the plate with a hole. Figure 5. Mesh of the plate with a hole. Figure 6. Mesh of the plate with a hole. Figure 7. Mesh of the plate with a hole. Figure 8. Mesh of the plate with a hole. Figure 9. Mesh of the plate with a hole. Figure 10. Mesh of the plate with a hole. Figure 11. Mesh of the plate with a hole. Figure 12. Mesh of the plate with a hole. Figure 13. Mesh of the plate with a hole. Figure 14. Mesh of the plate with a hole.












118



118

119




119

120




120

121




121

122




122

123



123

124




124

125




125

126




126

127




127

128





128


129



129







000

001

002




003

004

005



006



007



008



009



010



011



012



013



014

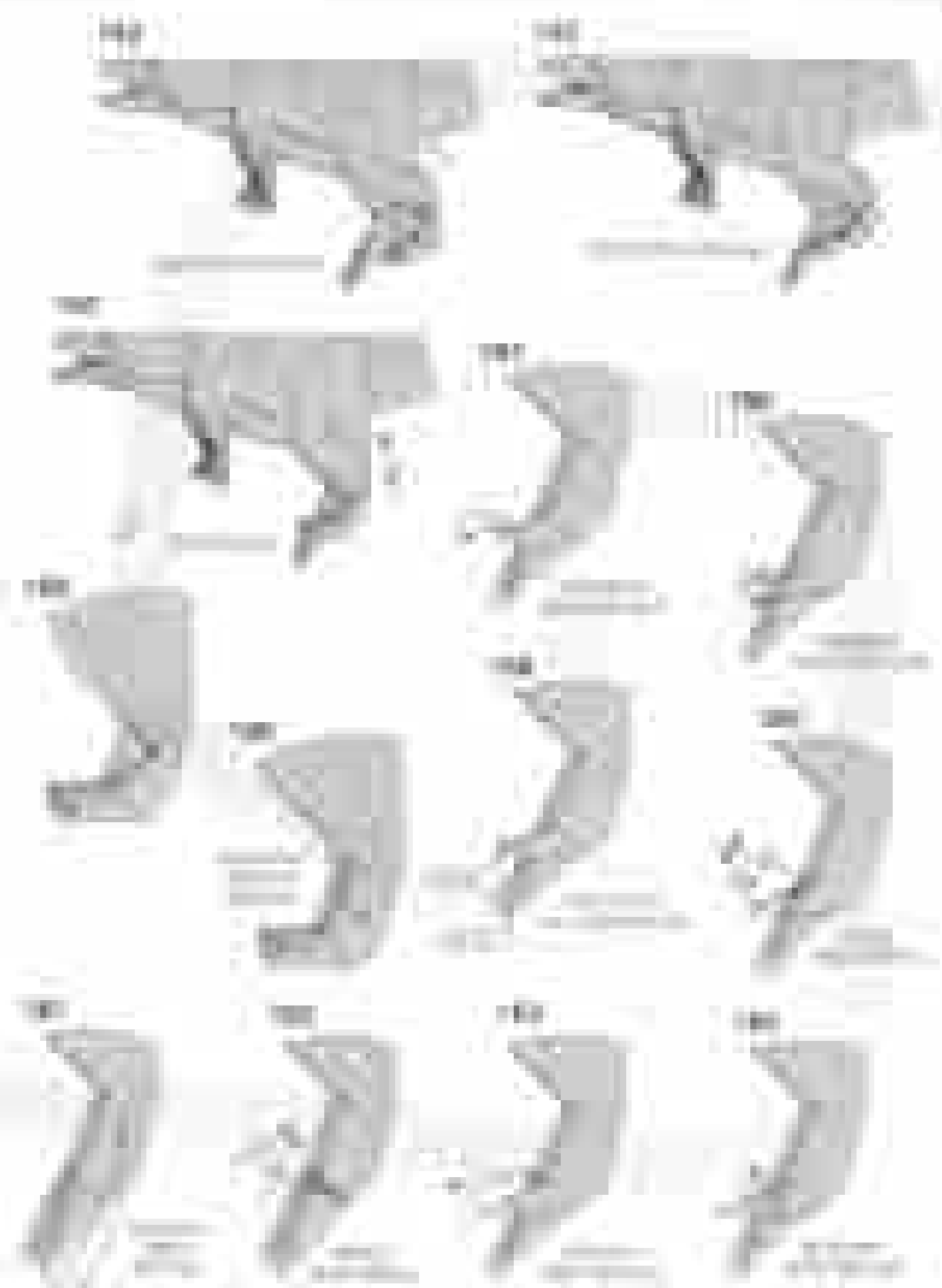


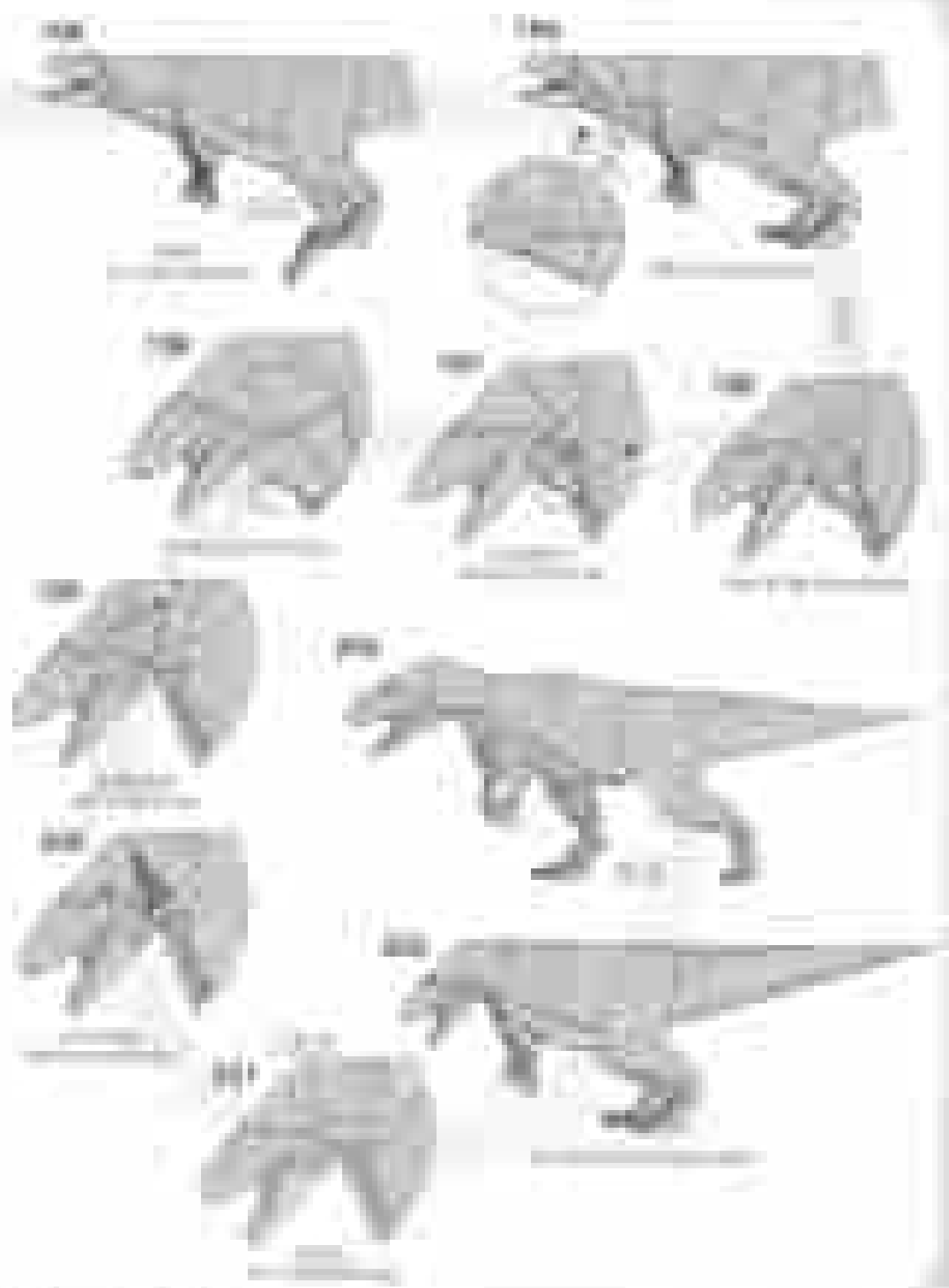
015



016









특수 전자기

Specialized Electromagnets

특수 전자기



특수 전자기



특수 전자기




특수 전자기



특수 전자기




특수 전자기



특수 전자기



특수 전자기




특수 전자기




특수 전자기



특수 전자기




특수 전자기



특수 전자기




특수 전자기



특수 전자기



특수 전자기



특수 전자기




특수 전자기



특수 전자기



특수 전자기



2024년 신입생 모집


학부명	경영학부
학과명	경영학과
학사과정	경영학사 (4년제)
학사과정	경영학사 (3년제)
학사과정	경영학사 (2년제)
학사과정	경영학사 (1년제)
학사과정	경영학사 (6개월제)
학사과정	경영학사 (3개월제)
학사과정	경영학사 (2개월제)
학사과정	경영학사 (1개월제)
학사과정	경영학사 (6주제)
학사과정	경영학사 (3주제)
학사과정	경영학사 (2주제)
학사과정	경영학사 (1주제)
학사과정	경영학사 (6개월제)
학사과정	경영학사 (3개월제)
학사과정	경영학사 (2개월제)
학사과정	경영학사 (1개월제)
학사과정	경영학사 (6주제)
학사과정	경영학사 (3주제)
학사과정	경영학사 (2주제)
학사과정	경영학사 (1주제)

본 대학은 2024년 신입생을 모집합니다. 모집학과는 경영학부입니다. 모집과정은 경영학사 (4년제)부터 경영학사 (1주제)까지 다양합니다. 자세한 모집요강은 본 대학 홈페이지를 참조하십시오.


2024년 10월 15일




ORIGAMI PRO



CRANE
This is a classic origami crane, often used as a symbol of peace. It is made from a single sheet of paper and can be folded into various sizes.



BOAT
This is a colorful origami boat, often used as a decorative item. It is made from a single sheet of paper and can be folded into various sizes.



FROG
This is a green and yellow origami frog, often used as a decorative item. It is made from a single sheet of paper and can be folded into various sizes.



BIRD
This is a green origami bird, often used as a decorative item. It is made from a single sheet of paper and can be folded into various sizes.





HOUSE
This is a colorful origami house, often used as a decorative item. It is made from a single sheet of paper and can be folded into various sizes.



BOOK
This is a red origami book, often used as a decorative item. It is made from a single sheet of paper and can be folded into various sizes.





ORIGAMI SKILL UP

ADVANCED LEVEL



ORIGAMI SKILL UP
ADVANCED LEVEL

